







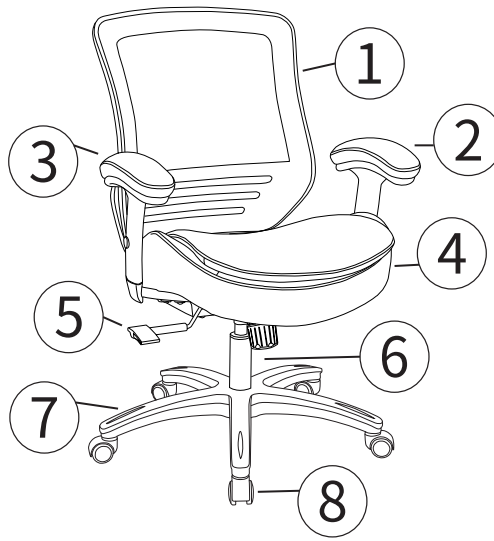


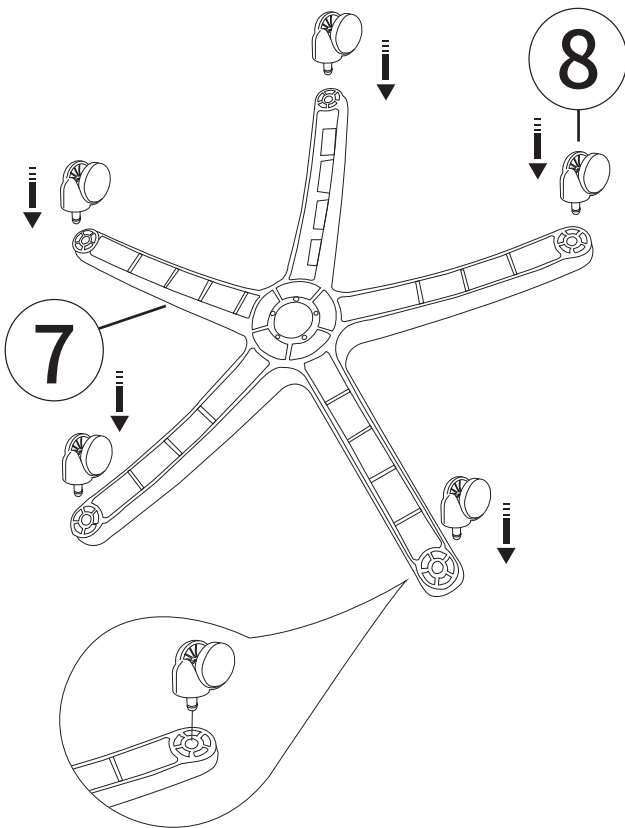
INSTRUCTION MANUAL

- A**  ×4
- B**  ×6
- C**  ×4
- D**  ×4
- E**  ×1
- F**  ×4
- G**  ×6
- H**  ×4



- 1. Back Frame
- 2. Left Arm
- 3. Right Arm
- 4. Seat
- 5. Control Mechanism
- 6. Cylinder Column
- 7. Base
- 8. Castor

1



2

