


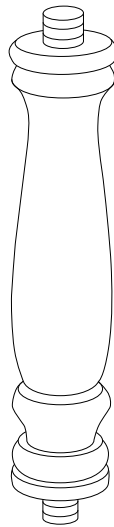
Diagram illustrating assembly instructions and safety warnings:

- Warning 1:** A crossed-out power drill icon indicates that a power drill should not be used for assembly.
- Warning 2:** A crossed-out icon of a rectangular block being inserted into a hole indicates that the block should not be forced into the hole.
- Time:** A clock icon with the text "10'" below it indicates an estimated assembly time of 10 minutes.
- Person:** A person icon with the text "1" below it indicates that one person is required for assembly.

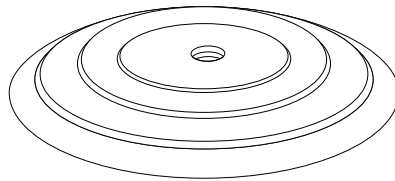
A



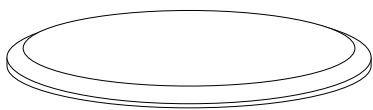
B



C



A



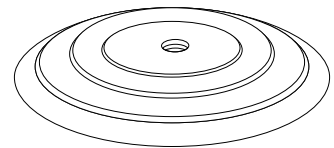
x 1

B



x 1

C



x 1

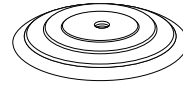
1

B

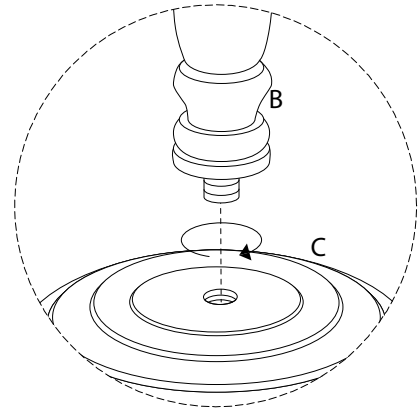
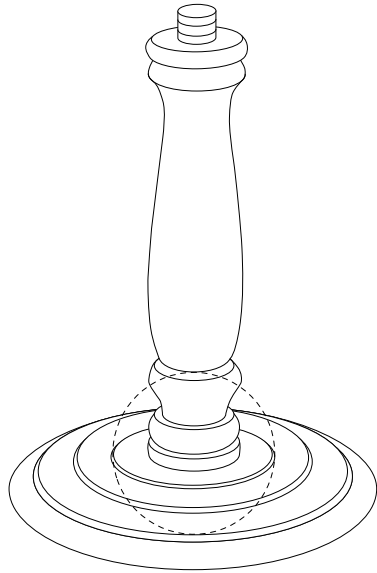


x 1

C

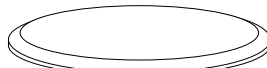


x 1



2

A



x 1

