

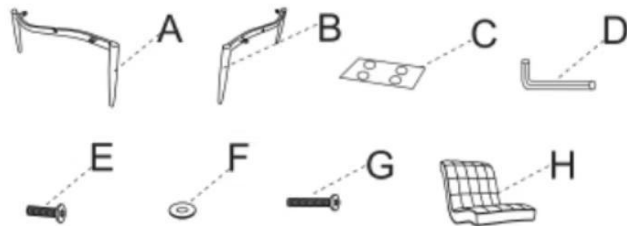
## CHAIR ASSEMBLY INSTRUCTIONS

### ADVICE BEFORE INSTALLATION

- Before you start please read carefully the following instructions.
- Use this product only for its own functions and features of origin, never use it as a ladder.

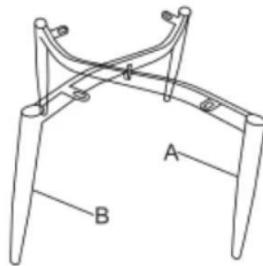
### PART LIST

- A. Leg(1pc)
- B. Leg(1pc)
- C. Metal plate(2pc)
- D. Allen Key(1pc)
- E. Screw(4pc)
- F. Washer(8pc)
- G. Screw(4pc)
- H. Back&seat(1pc)

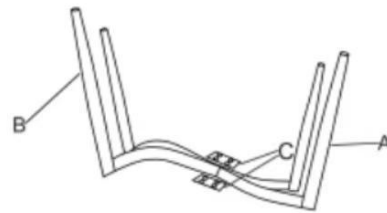


### INSTALLATION STEP

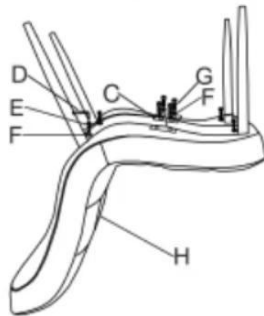
#### STEP 1



#### STEP 2



#### STEP 3



#### STEP 4

