



# Assembly Instructions for Massage Bed


## Parts List



**Step 1:** Install bed legs (7) onto the bed frame (8),  
(Note bottom screw direction)



**Step 2:** Install tray (4) using screws (2), fixate  
shelf screws completely using lever (3).  
Note 3 horizontal pipes should be aligned  
with bottom rack.



**Step 3:** Stand the bed into upright direction, lift  
bed up and push down with force to secure  
bed legs on each side of the bed. Install  
backrest rod (1) into bed and frame sockets  
respectively.



**Step 4:** Fixate base tray onto horizontal rods (5),  
and place head pillow (6) onto the bed  
surface.

