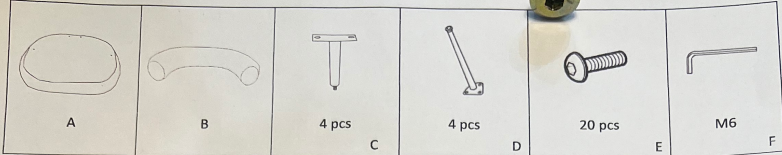


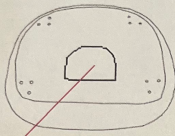
ASSEMBLY INSTRUCTION

<<Before assembling,read all the instruction>>



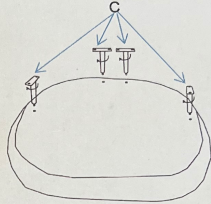
Note: Put all the screws into the hole site,And then tighten them. Do not tighten one by one

Step 1

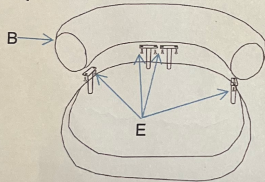


The legs are under the cushion.

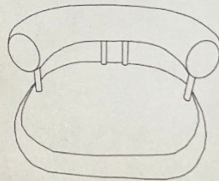
Step 2



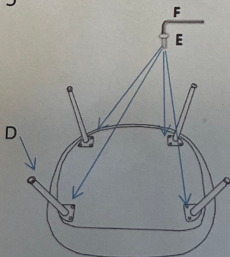
Step 3



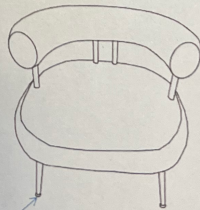
Step 4



Step 5



Step 6



The leg nail can adjust the height.