PL- Przed rozpoczęciem zapoznać się z instrukcją montażu/ **DE**- Vor die montage, bitte beiliegende anweisungen folgen/
EN- Before starting, refer to the assembling advice in annex/ **CZ**- Před zahájením naleznete v montážním návodu/ **HR**- Prije početka, uzmite upute za montažu u prilogu/
HU- A termék összeszerelését megelőzően kérjük olvassa el az összeszerelési útmutatóban leírtakat/ **SK**- Pred začiatkom si prečítajte pokyny na montáž

BRANDY
TV Stand 3d

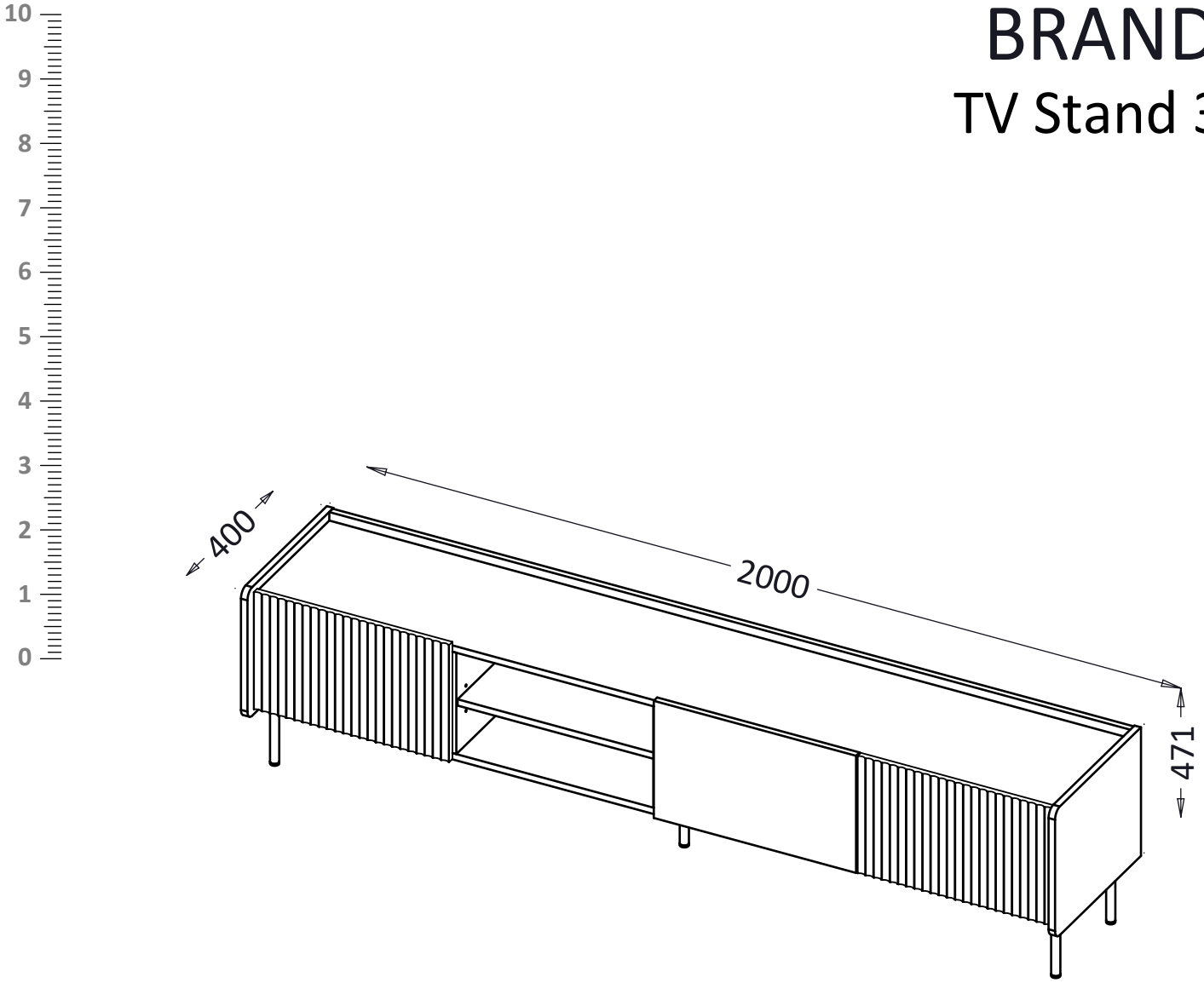

PL- Narzędzia niezbędne do montażu (nie dostarczone przez producenta)/ **DE**- Für die Montage notwendige Werkzeuge (nicht vom Hersteller mitgeliefert)/ **EN**- Tools required for assembly (not provided by the manufacturer)/ **CZ**- Nástroje nezbytné pro montáž (nejsou dodávány výrobcem)/ **HR**- Alat potreban za montažu (nije osiguran od strane proizvođača)/ **HU**- Az összeszereléshez szükséges (a gyártó által nem szállított) szerszámok/ **SK**- Náradie potrebné na montáž (nedodávané výrobcom)

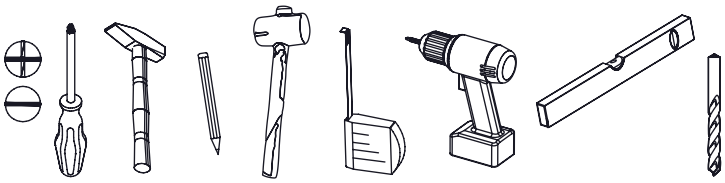

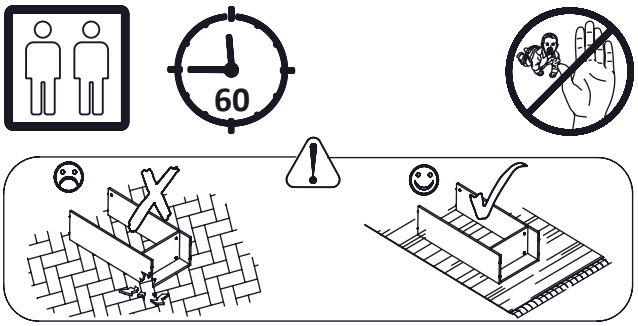

PL - UWAGA!
W przypadku reklamacji prosimy o podanie numeru serii znajdującego się na kartonie. W związku z tym prosimy o zachowanie opakowań do momentu zmontowania mebla. W przypadku stwierdzenia uszkodzenia któregoś z elementów, prosimy nie montować modułu, którego częścią jest dany element.

DE - HINWEIS!
Im Falle einer Reklamation geben Sie bitte die Seriennummer, die sich auf der Verpackung befindet. Daher bitten wir Sie immer die Verpackung solange aufzubewahren, bis die Möbelstücke vollständig montiert sind. Sollten Schäden an Einzelteilen auftreten, bitte sehen Sie von der Montage des Moduls ab.

EN - ATTENTION!
In case of claim please give us series number which you can find on the box. Thereupon please keep the package until montage of furniture is done. In case verified damage any of elements, please do not mount module, which is a parts of particular element.

CZ - POZOR!
Při reklamaci prosíme o uvedení čísla šarže, které se nachází na obale. V souvislosti s tímto prosíme o uchování obalů do okamžiku složení nábytku. V případě poškození některého z dílů, prosíme neskládat model, jehož součástí poškozený díl je.

HR - PAŽNJA!
U slučaju reklamacije, molimo Vas da nam date serijski broj koji možete pronaći na ambalaži. Molimo Vas da zadržite ambalažu sve dok nije kompletna montaža proizvoda. Ukoliko je uočeno oštećenje bilo kojeg elementa, molim Vas da ne montirate oštećeni dio.

HU - FIGYELEM!
A bútor összeszereléséig kérjük őrizze meg a csomagolást, mivel reklamáció esetén a kartonon található szériaszámot kell megadni. Amennyiben észreveszi, hogy valamelyik bútorelem sérült kérjük ne folytassa az összeszerelését a modulnak melynek része az adott elem.

SK - POZOR!
V prípade sťažností uveďte číslo šarže na balení. Balenie preto uschovajte, kým nezostavíte nábytok. V prípade poškodenia niektorého z komponentov, nemontujte modul, ktorého je prvok súčasťou.

Nr	Xmm	Ymm	Zmm	x
1	1968	341	16	1
2	1968	357	16	1
3	326	400	16	1
4	326	400	16	1
5	257	357	16	1
6	257	357	16	1
7	257	357	16	1
8	1968	70	16	1
9	483	352	16	1
10	480	297	16	2
11	497	297	16	1
12	271	1989	2,5	1

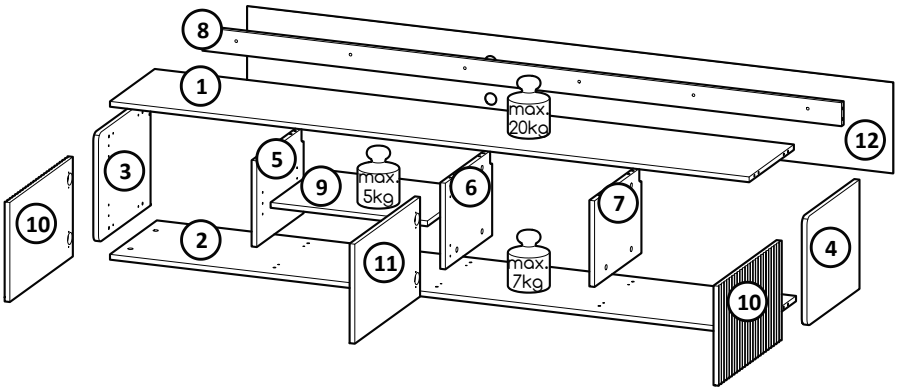

K5 20x 34mm	**K1** 20x Ø15x12	**I20** 20x Ø4/Ø17	**B1** 24x Ø8x35	**A1** 6x Ø7x50	**W4** 37x
P70 4x h160	**W2** 1x 4mm	**P71** 1x h160	**G4** 20x 4x16	**G6** 16x 3x13	**D4** 4x PZ35OD
G5 8x 4x13	**C4** 4x Z35OD	**D15** 2x PZ35BLI	**C15** 2x Z35BLI	**G34** 4x 3,5x16	**F2** 4x Ø5

I

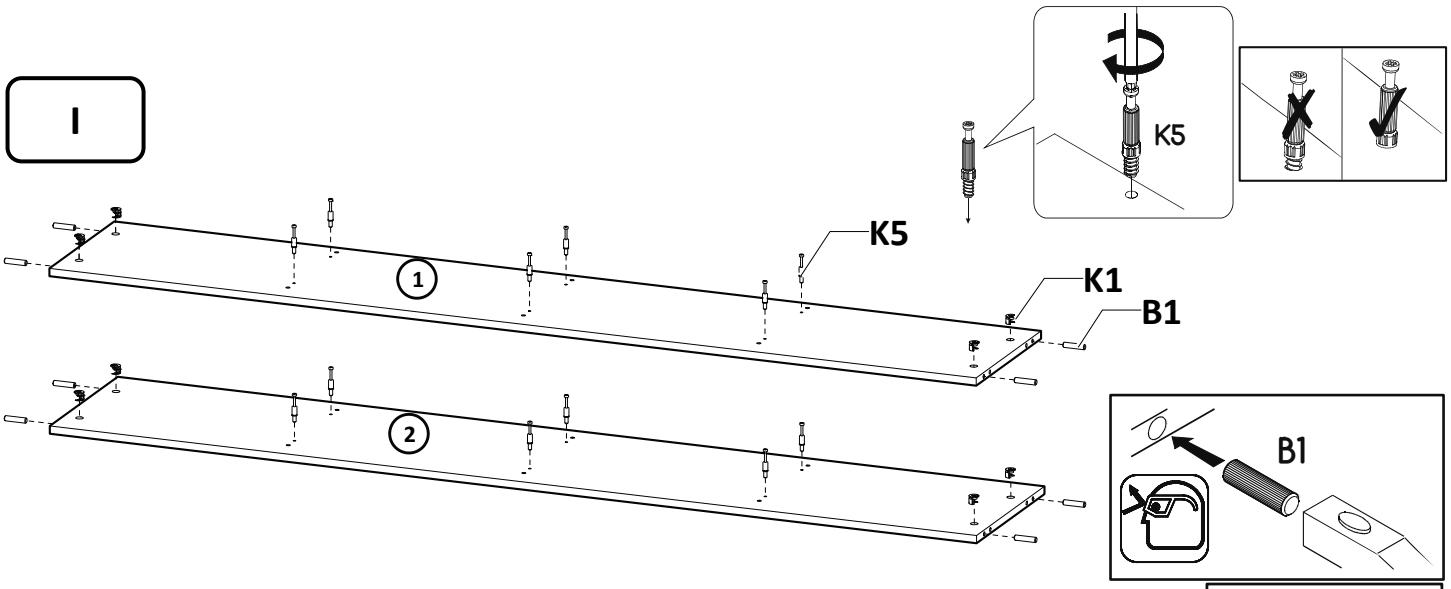

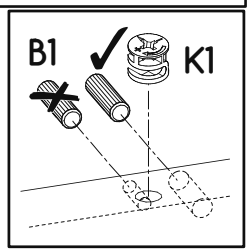

II

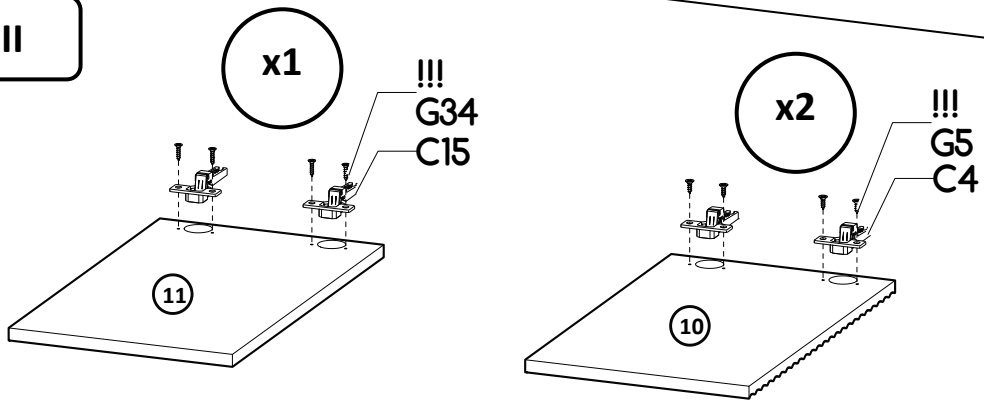

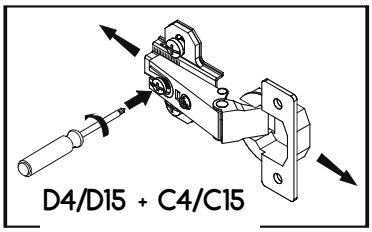

III

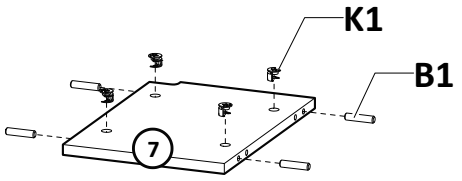

IV

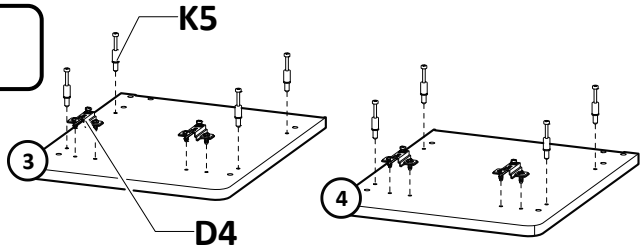

V

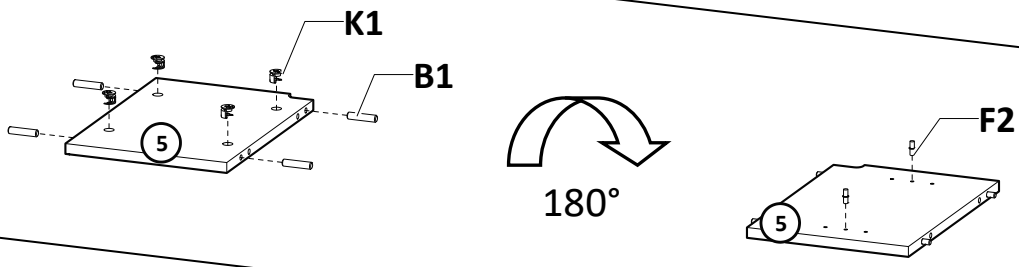

VI

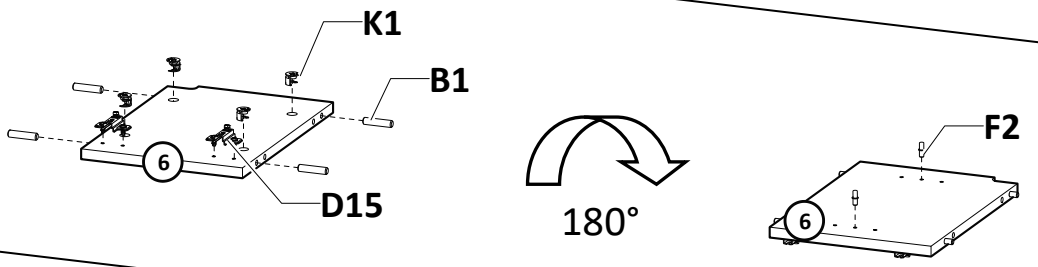

VII

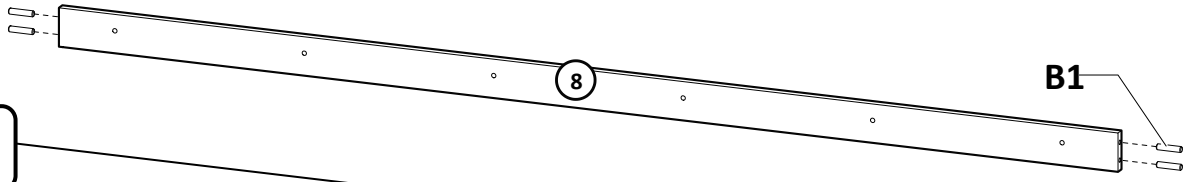

VIII

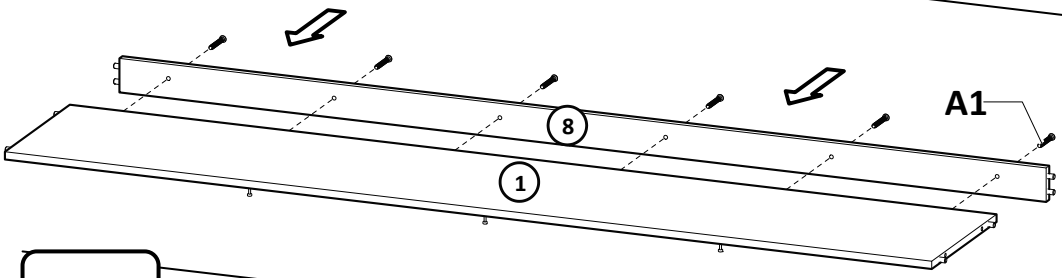

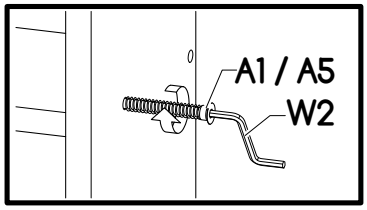

IX

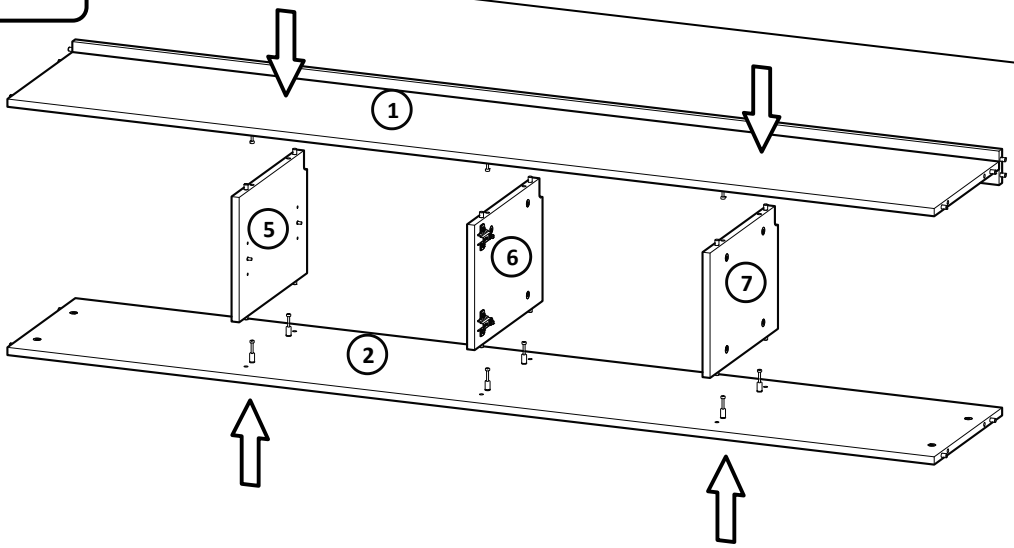

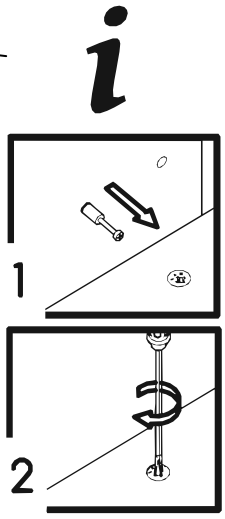

X

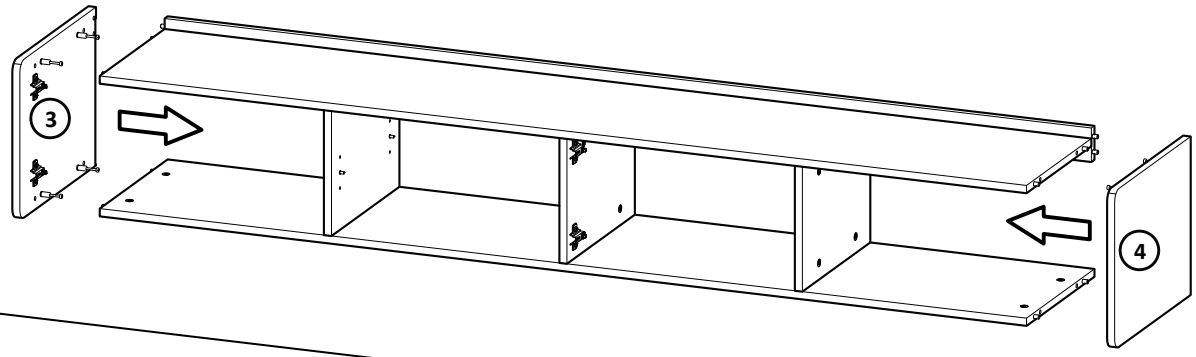

XI

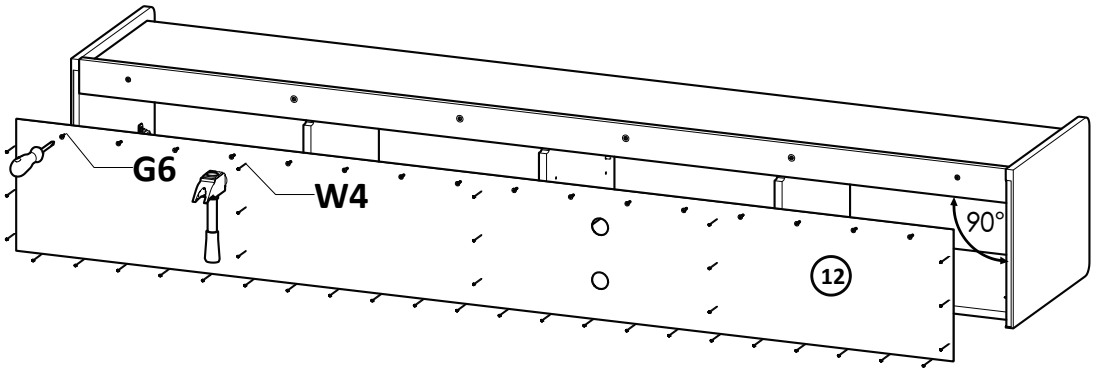

XII

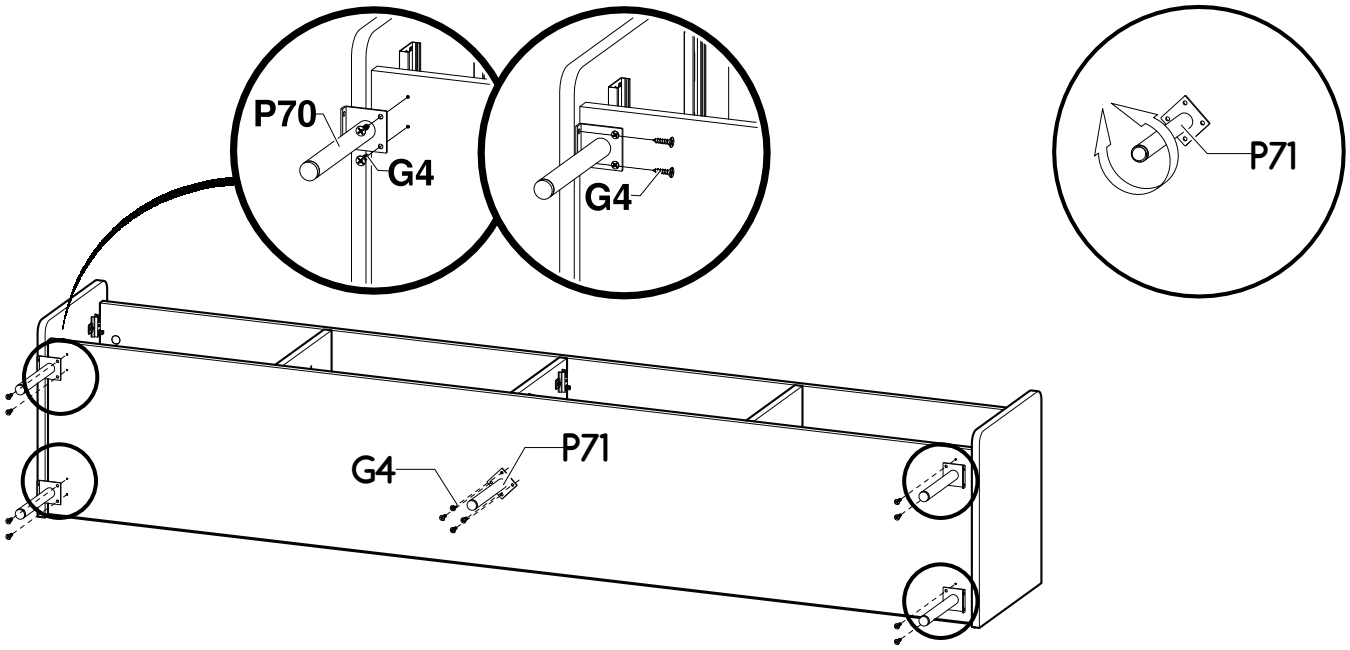

XIII

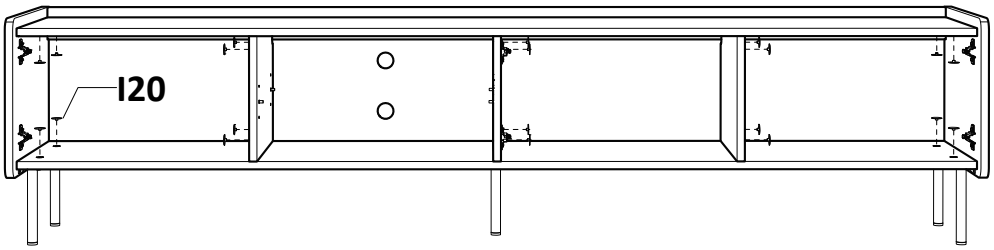

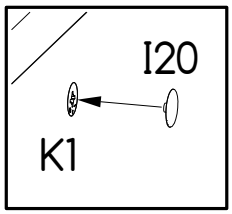

XIV

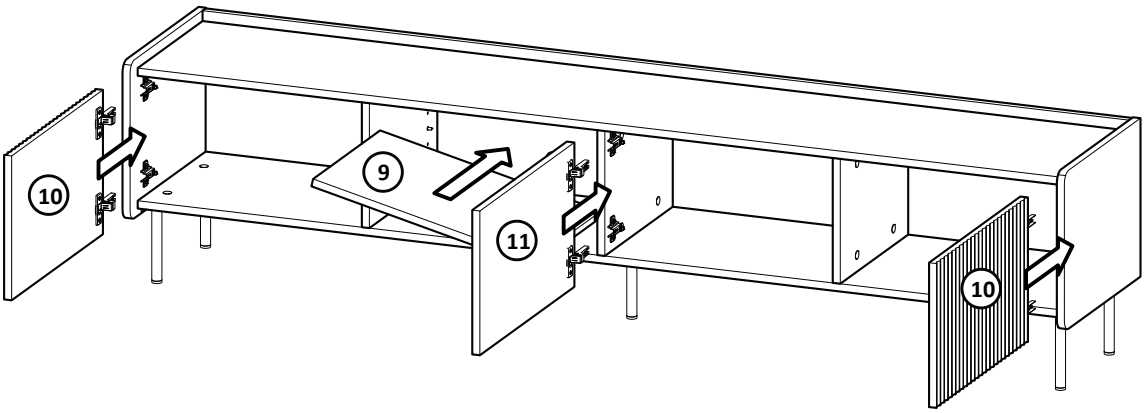



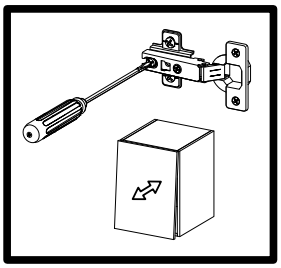



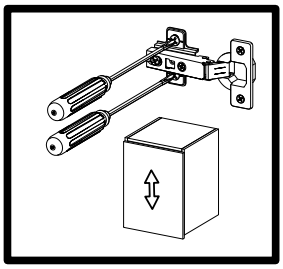



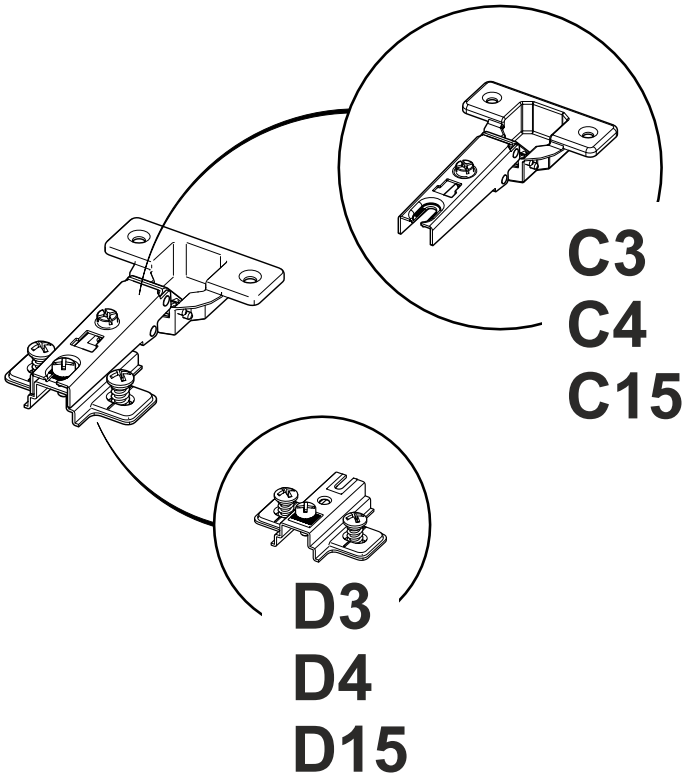
C3
C4
C15
D3
D4
D15

Claim your extended 90 day product warranty by registering your product at

ATTENTION: DO NOT RETURN THIS PRODUCT!!!
PLEASE READ THE FOLLOWING!!!

IF YOU ARE MISSING PARTS OR YOUR PRODUCT ARRIVED DAMAGED:

Replacement parts are shipped out in one business day. You will receive a tracking number via email once your parts request has been processed.

NOTICE REGARDING HIGH GLOSS PROTECTIVE FOIL AND PRODUCT CARE:
After removing the protective foil from the gloss fronts, the acrylic surface of the boards is still soft and easy to scratch. With air contact, the hygroscopic acrylic layer hardens, and the board becomes more resistant to scratches. It takes approximately 48 hours for the acrylic layer of the board to fully harden.

DO NOT CLEAN, WIPE, OR POLISH THE ACRYLIC FRONTS FOR 48 HOURS AFTER REMOVING THE PROTECTIVE FOIL!!!