

# ADJUSTABLE BED BASE ASSEMBLY INSTRUCTIONS







# ADJUSTABLE BED BASE ASSEMBLY INSTRUCTIONS



**STEP 1:** Carefully take out the bed frame from packaging and open it as shown.



**STEP 2:** Cut all zip ties and take out corner legs from box.

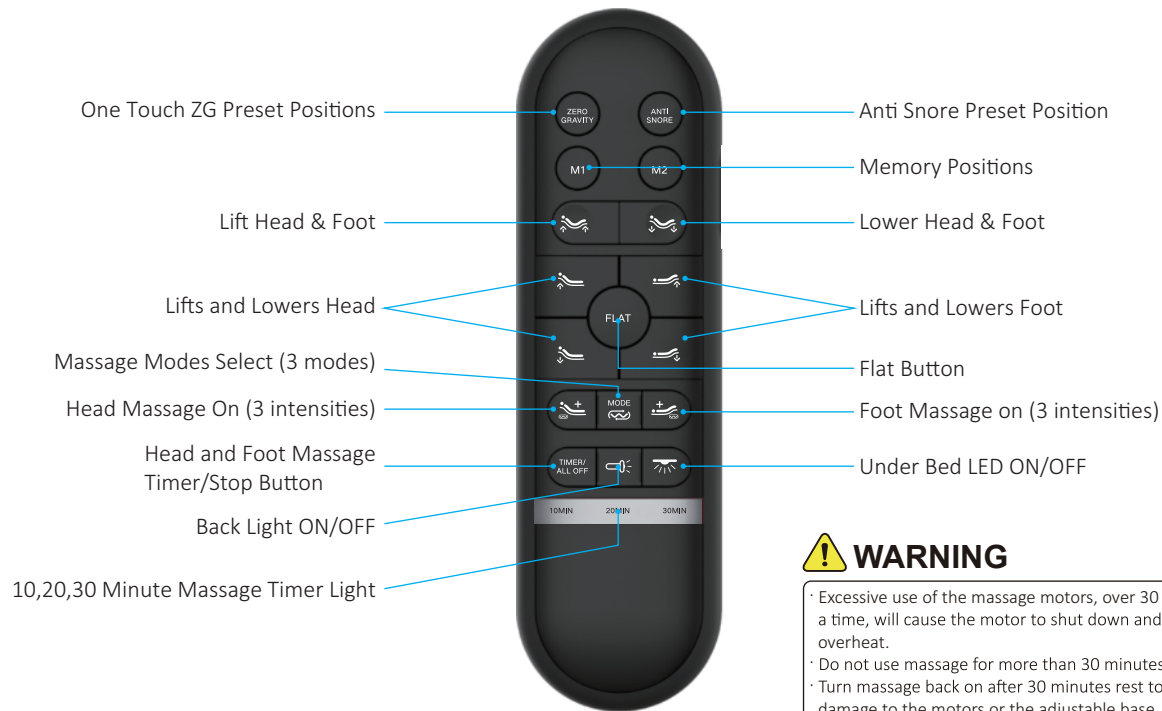


**STEP 3:** Attached the corner legs, rotate the end bolt into the hole in the corner brackets and tighten it.



**STEP 4:** Insert the mattress retainer bar into the grommets as shown.

# ABF05 ADJUSTABLE BED BASE WIRELESS REMOTE



## ⚠ WARNING

- Excessive use of the massage motors, over 30 minutes at a time, will cause the motor to shut down and possibly overheat.
- Do not use massage for more than 30 minutes at a time.
- Turn massage back on after 30 minutes rest to prevent damage to the motors or the adjustable base.

**HINT: To sync, hold all three buttons at the same time.**



SYNCING ONE REMOTE:

**Each bed frame comes factory synced to its own remote. If not synced follow these instructions:**

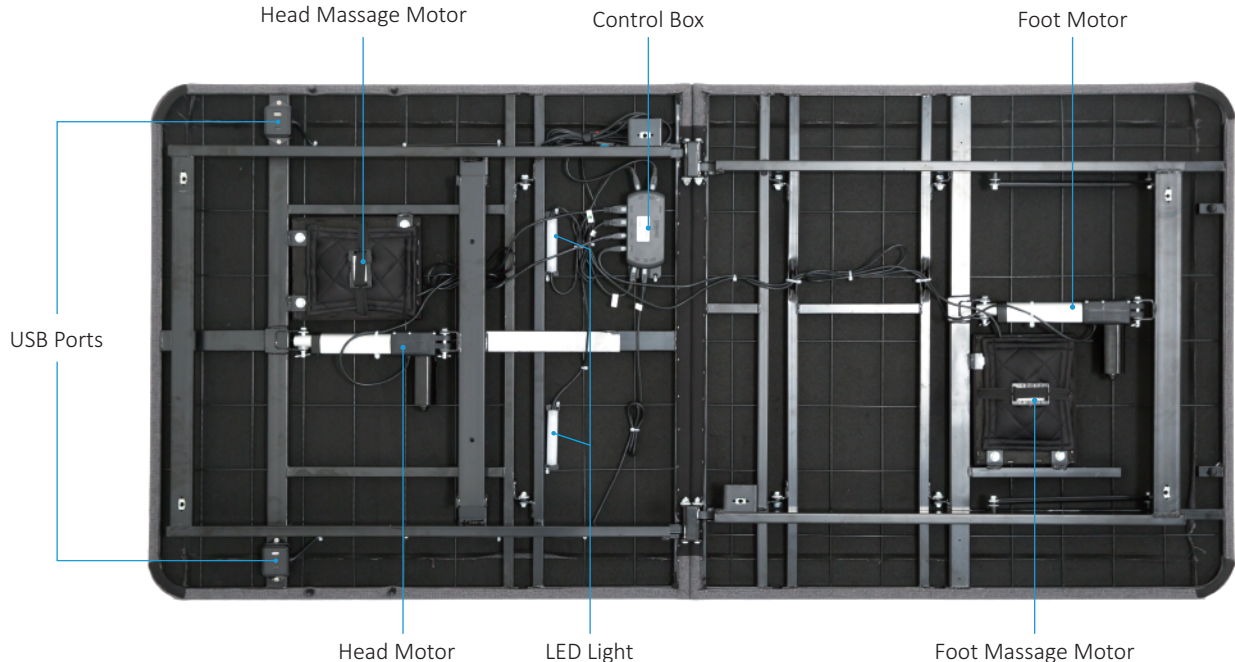
### Step 1:

Press and hold head up  $\Delta$ , foot up  $\Delta$  and pairing button on the cord of control box simultaneously for 3 seconds.


### Step 2:

Once you hear a beep that will indicate that the remote is synced.

# ABF05 ADELECTRONICS QUICK REFERENCE GUIDE



Remote



# Synchronizing Two Bases (unison movement)

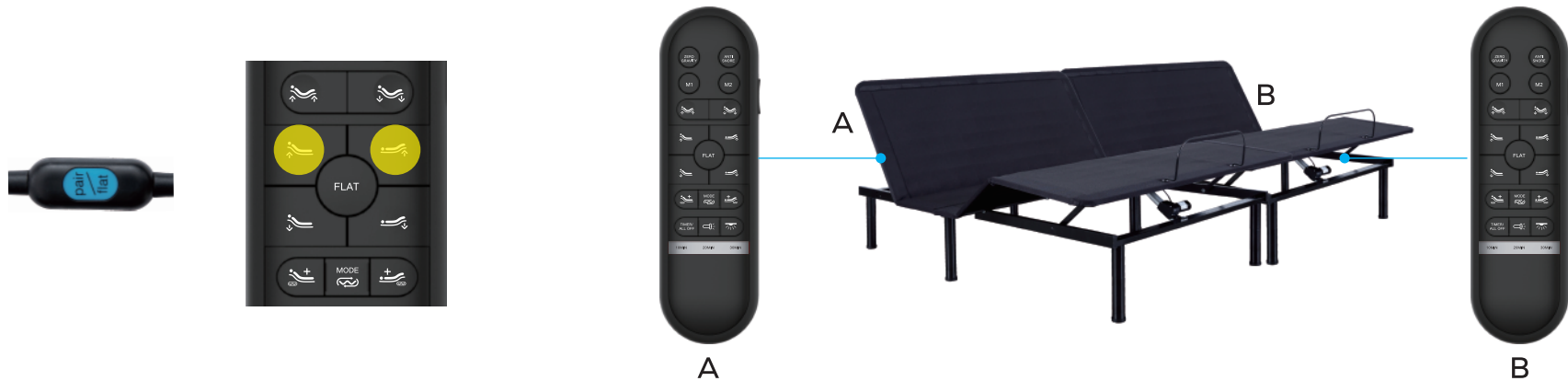
If you have split bases, follow these instructions to operate both sides with one remote control in a synchronized manner.

Skip this step if you don't have split bases.

1. Make sure each remote control operates a respective side (i.e., Remote A controls Base A and Remote B controls Base B).
2. Pair Remote A to Base B, then base A and base B can be simultaneous operated by Remote A.
3. Test moving both bases with Remote A. Remote B will no longer function.

NOTE:

If you want to operate the bases separately again, remote B can be paired to base A or base B again.



# Remove Synchronizing from Two Bases

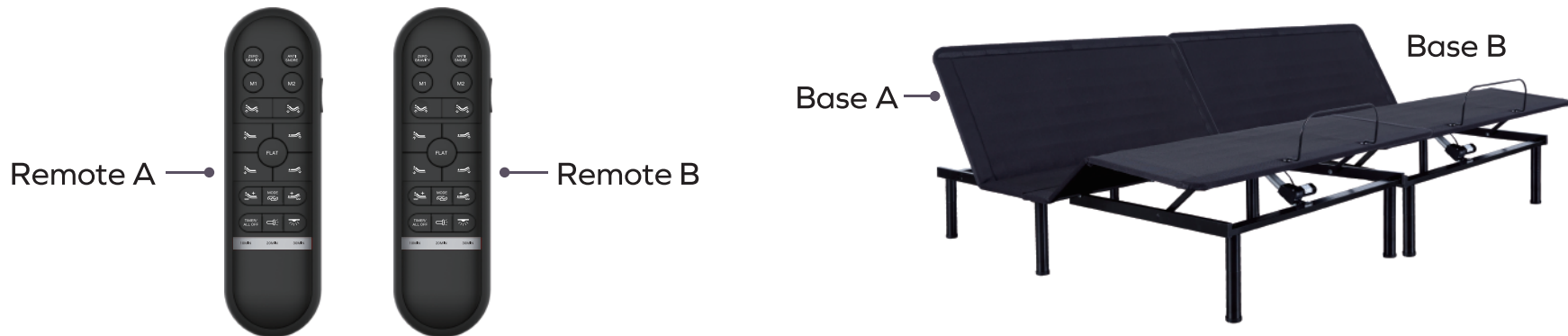
(independent control one remote per base)

To remove synchronisation function, hold head up + foot down on remote B until the flashlight is on, indicating the cancellation is successful.

This will return independent parallel function to individual remote per base, Remote A to base A and Base B to Base B. Should you need to individually pair the remote to the base again.

## Precaution:

To protect the reliability and safety of the motor and control box, do not switch the synchronisation status frequently.



# Troubleshooting

In the event that the adjustable base fails to operate, assess the symptoms and possible solutions provided.

## Remote control illuminates and appears to be operable but will not activate bed.

1. Check the power cord is plugged into a working, grounded electrical outlet. Test the outlet by plugging in another working appliance.

## Base features will not activate

1. Re-pair the remote with the base to check connection, per instructions on page.
2. Unplug the power cord, wait 30 seconds and plug back to reset electronic components.
3. The surge protection device or the electrical outlet may be defective. Test the outlet by plugging in another working appliance.

## Wired Remote Will Not Illuminate

1. Replace batteries in the remote.

## Head & Foot lift function has minor interference during operation. .

1. Check batteries in wireless remote control, replace with two (3) new AAA batteries if necessary.

## Head or foot section will elevate, but will not return to the horizontal (flat) position.

1. Bed mechanism may be obstructed. Elevate bed and check for obstruction. Remove obstruction.
2. Head section may be too close to the wall. Headboard may be too close to the edge of the mattress. Verify that there is enough distance between the headboard brackets and mattress. Adjust if required.

# Troubleshooting

**In the event that the adjustable base fails to operate, assess the symptoms and possible solutions provided.**

## **Excessive massage motor noise.**

1. Verify that your base is not positioned against a wall, nightstand, or other object that may cause vibration or noise in use.
2. If the base is installed on or within a bed frame, verify that the massage motors are not causing the bed frame (or bed frame components) to vibrate.
3. Verify that the headboard attachment hardware is properly tightened (if used).

## **A clicking noise is heard under the bed when raising or lowering.**

1. This is normal. The lift motor relays "click" when they are engaged. No action is required.

## **Massage motor overheats or stops.**

1. If the Massage motor overheats, the thermal protection will turn the motor off. Wait 30 minutes, turn the massage back on. If it does not come on, turn it off and report the situation to the store of purchase.

## **Emergency Power Down**

Your adjustable bed frame comes with a power supply that, when powered with two new 9V batteries (not included), supports the emergency power down feature.

If a power failure occurs while the head and/or foot sections are raised, do the following.

1. Install two (2) new 9V batteries in the battery compartment of the power supply.
2. The adjustable bed automatically lowers into the flat position if there is no power from the electrical outlet.
3. Replace the two (2) 9V batteries after this procedure. The 9V batteries (not included) are for single use only.

# ADJUSTABLE BED BASE 2-YEAR LIMITED WARRANTY

**LIMITED WARRANTIES:** The following limited warranties apply to new Adjustable Base and are extended only to the original retail purchaser of the Adjustable Base Product. These limited warranties are non-transferable. The "adjustable base" does not include the mattress. "Warranty Commencement Date" means the date you purchased a new and unused your adjustable base. We warrants this adjustable base to you on the terms and over the reducing periods of time set out below. All warranty claims require notice from You to be given to us in the manner set out below, and to be received by our inside the applicable warranty time period.

**2 YEAR LIMITED WARRANTY - FULL COVERAGE OF PARTS:** Your Adjustable Base is warranted against defects in the workmanship or materials for a period of two (2) years from the Warranty Commencement Date. Electronics, electrical components, drive motors and massage motors are included. Upon notice during the first year from the warranty commencement date, We will send replacement parts (at no cost to the purchaser) for any defective part to the purchaser. This two (2) year warranty shall not apply if purchaser does not return any and all defective parts to us within 15 days of purchaser's receipt of replacement part. Purchaser shall bear all service, transportation, labor, and shipping costs related to the delivery and/or replacement of the defective part.

**WARRANTY LIMITATIONS- EXCLUSIONS:** This warranty does not apply; (a) to any damage caused by You; (b) if there has been any repair or replacement of adjustable base parts by an unauthorized person; (c) if the adjustable base has been mishandled (whether in transit or by other means), subjected to physical or electrical abuse or misuse, or otherwise operated in any manner inconsistent with the operation and maintenance procedures outlined in the Owner's Manual and this warranty; (d) to damage to mattresses, fabric, or cables; (e) if there has been any modification of the adjustable base without prior written consent by us; or (f) to costs for unnecessary service calls, including costs for in-home service calls solely for the purpose of educating You about the adjustable base or finding a satisfactory power connection. Any repairs to or replacement of your adjustable base or its components under the terms of this limited warranty do not extend the applicable warranty from the Warranty Commencement Date. The decision to repair or to replace defective parts under

this warranty shall be made, or cause to be made, by us at its option and in its sole discretion. Repair or replacement shall be the sole remedy of the Purchaser. There shall be no liability on the part of us for any special, indirect, incidental, or consequential damages or for any other damage, claim, or loss not expressly covered by the terms of this warranty. This limited warranty does not include reimbursement for inconvenience, removal, installation, setup time, loss of use, shipping, or any other costs or expenses. Additionally, this warranty applies under conditions of normal household uses and does not apply to defects resulting from negligence, misuse, accidental or commercial/ rental usage. All implied warranties, including implied warranties of merchantability and fitness for a particular purpose, are limited to the duration of the express warranties on this product. The warranties and remedies set forth in this limited warranty are your sole and exclusive remedies and our entire liability for any breach of these limited warranties. In no event will We be liable to you for any damages, including incidental or consequential damages, arising out of the inability to use this product. Some states do not allow limitations on how long an implied warranty lasts or the exclusion or limitation of incidental or consequential damages, so the above limitation or exclusion may not apply to you. This warranty gives you specific legal rights and you may also have other rights which vary from state to state. All warranties are applicable to the original consumer purchaser only, and do not extend to any subsequent owner or other transferee of the product nor to any commercial and/or non-residential users.

**WARRANTY CLAIMS PROCEDURE:** Should a warranty claim arise, the original purchaser shall contact us for a Warranty Claim Form and Instructions. The original purchaser shall complete the Warranty Claim Form, clearly detailing the defect, and email along with a copy of original sales receipt for the Product to us. Warranty Claim Forms that are incomplete or sent without a copy of original sales receipt will not be processed and will be returned. Upon receipt by us of the completed Warranty Claim Form and the original sales receipt, our quality control department will verify the defect and/ or the applicability of this Limited Warranty thereto. In the event that this Limited Warranty is applicable, a replacement product of equal or greater value will be sent to the customer. The original purchaser will be responsible for shipping, handling and processing fees. No monetary refunds and/or credits will be issued. **Please retain this warranty and your original invoice for two (3) years.**

[customerservice@hkfoam.com](mailto:customerservice@hkfoam.com)



