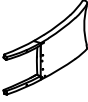

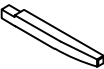






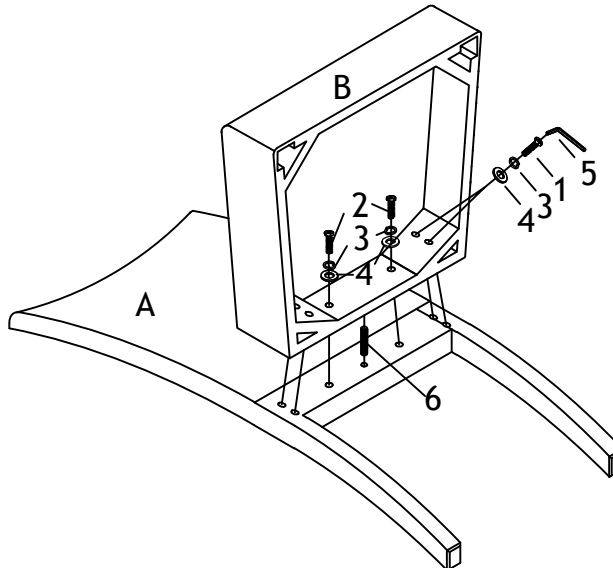


MODEL:GCHR3-Game/Dining Chair

Part List		
ITEM	DESCRIPTION	QTY
A	Back 	1PC
B	Cushion Seat 	1PC
C	Leg 	2PCS

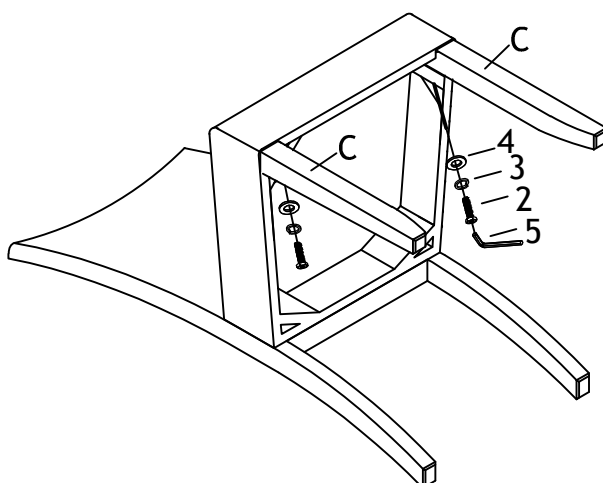
Hardware List		
ITEM	DESCRIPTION	QTY
1	Bolt Ø5/16" x 3-1/4" 	4PCS
2	Bolt Ø5/16" x 2" 	6PCS
3	Lock Washer Ø5/16" 	10PCS
4	Washer Ø5/16" 	10PCS
5	Allen Wrench 5mm 	1PC
6	Wood Dowels 	1PC

STEP:1



*It is important that these bolts are left LOOSE! Do not tighten the bolts at this step.

STEP:2



*Tighten all bolts securely after 4 legs touch floor.

