

ASSEMBLY INSTRUCTIONS

Thank you for purchasing this quality product . Be sure to check all packing material for parts which may have come loose inside the carton during shipment. Identify and count all parts and compare with the parts list below.

Note: Some furniture is heavy, it is recommended that two people assemble this item to avoid injury or damage.

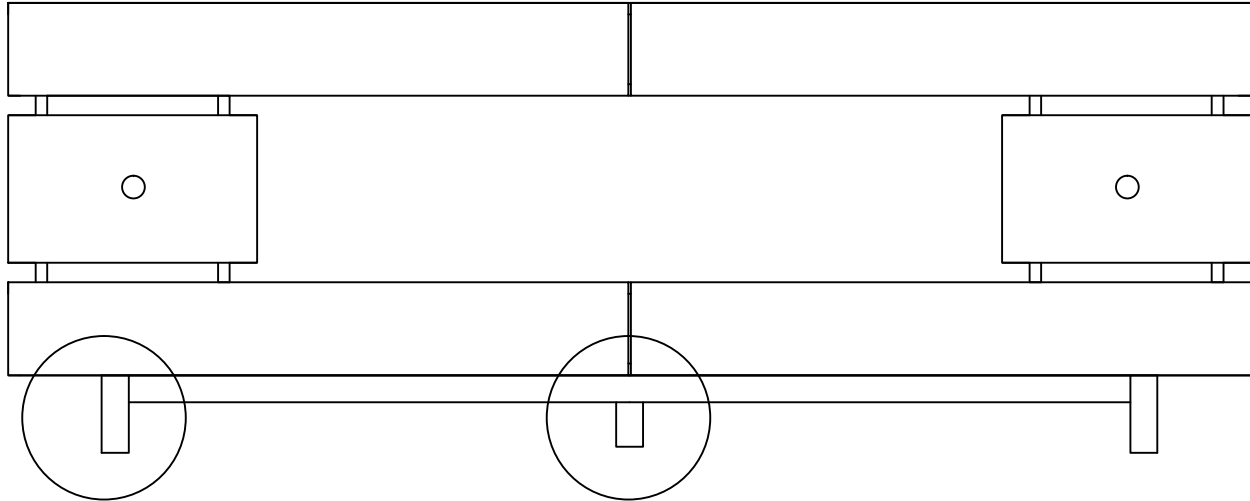


Diagram 1

Diagram 2

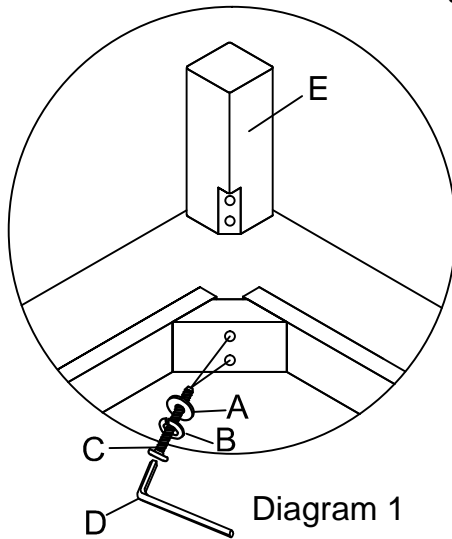


Diagram 1

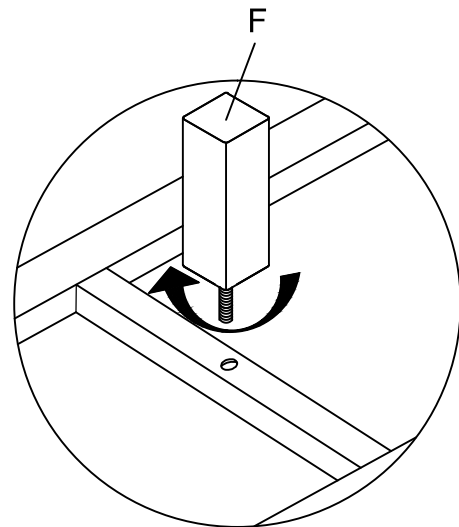








Diagram 2

No.	Hardware List		Qt.
A		$\frac{5}{16}$ " Flat Washer	8
B		$\frac{5}{16}$ " Lock Washer	8
C		$\frac{5}{16}$ " X 3" Bolt	8
D		Wrench	1
E		Bun foot	4
F		Support Foot	1