


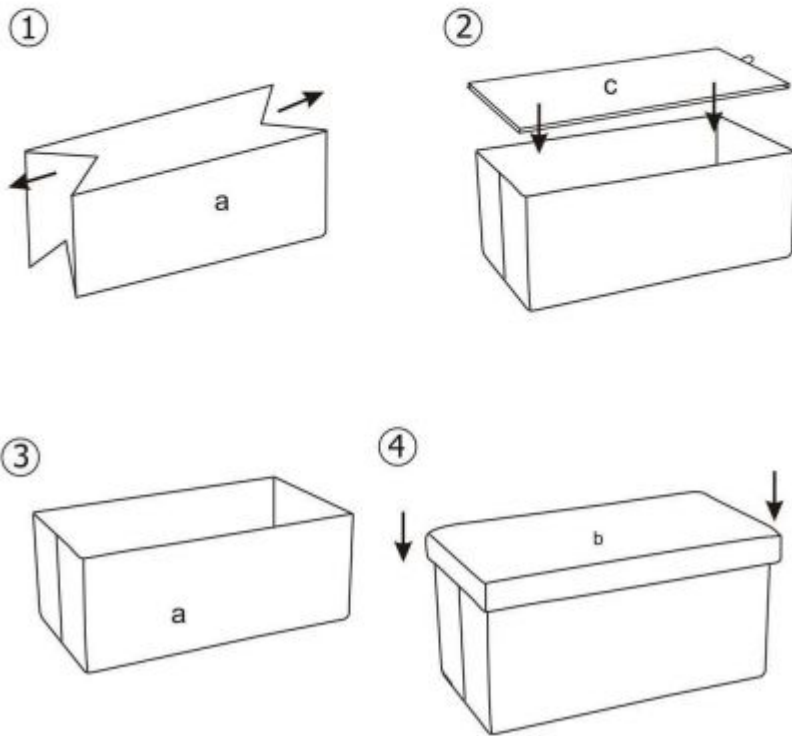


Foldable Ottoman

Assembly Instructions – Please keep for future reference

ASSEMBLY INSTRUCTION

a		1pc	c		1pc				
b		1pc							



Dimensions	No. people	Assembly Time	OW #
Width:38 cm Depth:100 cm Height: 38 cm			

Important

- PLEASE READ THESE INSTRUCTIONS FULLY BEFORE STARTING ASSEMBLY
- PLEASE DO NOT THROW THE PACKAGING AWAY UNTIL YOU ARE SATISFIED WITH PURCHASE, GOODS NEED TO BE RETURNED IN ORIGINAL PACKAGING.

Function and Care Advice

Important

- PLEASE READ THESE INSTRUCTIONS FULLY BEFORE STARTING ASSEMBLY
- PLEASE DO NOT THROW THE PACKAGING AWAY UNTIL YOU ARE SATISFIED WITH PURCHASE, GOODS NEED TO BE RETURNED IN ORIGINAL PACKAGING.

Product to be assembled / self-assembly. Position in a stable way on a flat ground.

Useful for storage and sitting, folds flat when not in use.

Easy to set up.

Care

- Spot clean with a damp cloth do not use bleach or abrasive cleaners.