Installation

To avoid scratches and swallowing parts， please do not install by children!

Hardware List		Hardware List	
 Sofa frame	1	 Seat cushion	1
Cross-bar	4	 Sofa cover	1
 Canvas bandage	2	 Sofa lining	1
 8x25mm screws and washers	4	 Base cloth	1

1 Open the sofa stand and pass through the hole as shown in the picture.

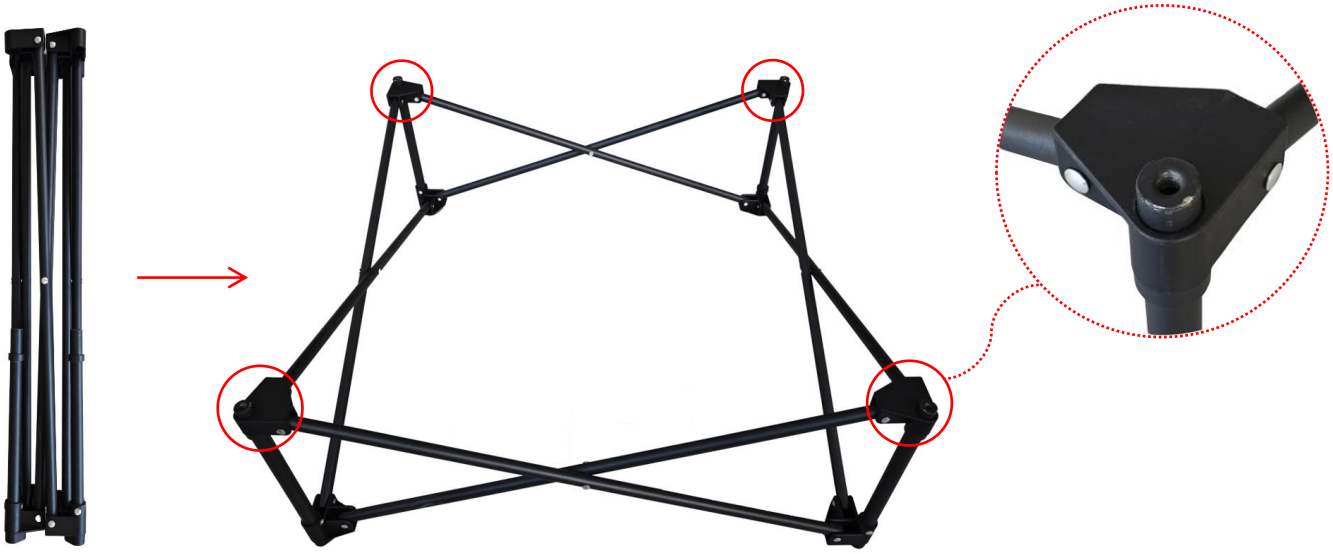

2 Open the sofa stand and pass through the hole as shown in the picture.

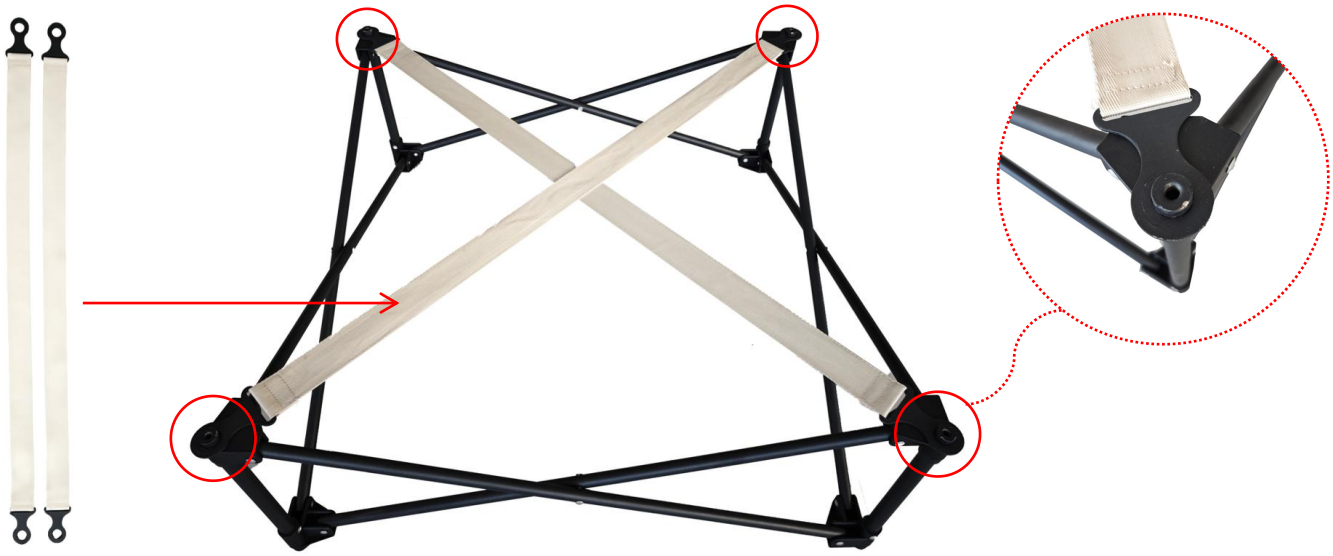

3 Insert the cross-bar into the fabric slot.





4 According to the illustration, place ① on top of ②, align them correctly, and then tighten and fix them with screws.







5 First, put the inner liner on the frame, and then put the sofa cover over it.



6 Place the seat cushion and complete the installation.

