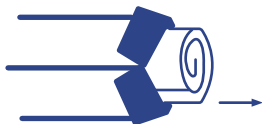


INSTRUCTIONS



1



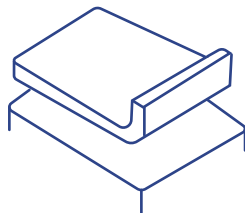
Place the box horizontally in your bedroom and unpack the bagged mattress

2



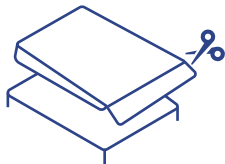
Tear open the bag along the stitch line. Avoid using knives or scissors to prevent mattress damage.

3




Unroll the compressed mattress onto a clean, flat surface.

4



Carefully cut open the clear plastic bag along the edges. The mattress will immediately start to expand. Remove and recycle the bag.

5



Please check the back of this card for important instructions. Let the bed fully recover before adding linens. Use on any flat surface. Enjoy!



·Please unpack your mattress within 72 hours of receiving it to allow it to expand fully.

·Your mattress has been compressed tightly and needs some space to decompress safely. Give it 24-48 hours.

·Be understanding if your mattress has a scent after being released from its packaging. It's been sealed in plastic for a while. Give it some time, and avoid harsh comments about the smell.

The background is a solid dark blue color. It features several light blue abstract shapes: a large curved line in the top left, a small circle below it, a wavy line in the top right, a triangle pointing down in the top right, a curved line in the bottom left, and a diamond shape in the bottom right.

Dream in Comfort,
Wake to wonder.