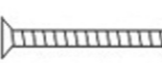










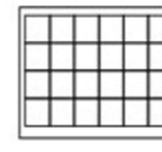
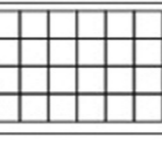
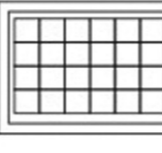
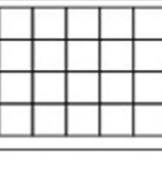


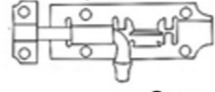





Please read these instructions and warranty information carefully before use and keep them properly for future reference.

OPERATING INSTRUCTIONS

Part List

A1 4X40mm 26pcs 	B  1pc	C  1pc
A2 4X25mm 4pcs 	E  1pc	F  1pc
A3 3x16mm 2pcs 	D  1pc	
A4 3x12mm 18pcs 	G  1pc	H  1pc
	I  1pc	
K  1pc	L  1pc	M  1pc
N  2pcs	O  1pc	 3pcs  20pcs

Assembly Instructions

Steps: 