



# 150W UFO LED High Bay Light



P/N:

**WEN-HB02-150WD1-4000K**

Note:

WEN= Company name

HB07 = Product series, LED High Bay Light

150W = Rating Power

S1= Driver manufacturer

B = LED manufacturer, could be Lumileds 2835

CG = Cover type, could be Flat clear glass

D1 = Version number

a= lamp color, Can be any two letters

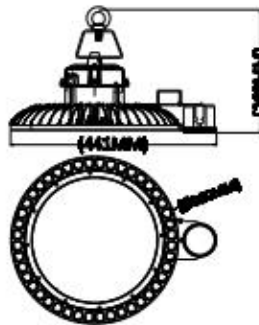
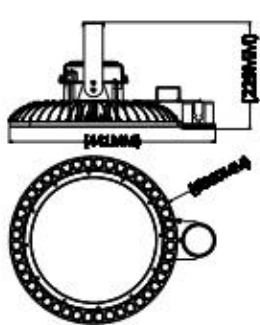
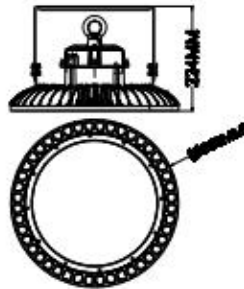
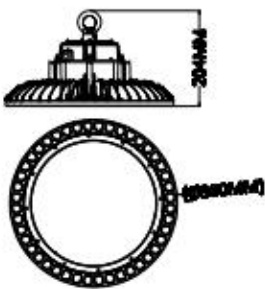
b= Surge-Protective Device, Can be S or blank

c= Motion Sensor, can be M or blank,

d=CCT, 40=4000K

M1=Stand for LED Module type

## DIMENSIONS



## ADVANTAGE

- UL, DLC certificate.
- IP65 driver, input voltage 120-277VAC.
- No UV or IR in the beam.
- Easy to install and operate.
- Energy saving, long lifespan.
- Light is soft and uniform, safe to eyes.
- Instant start, NO humming.
- Green and eco-friendly without mercury.

## APPLICATION

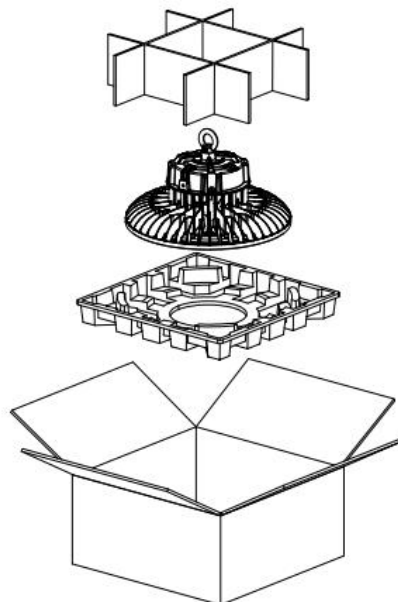
- Warehouse, factory and workshops;
- Highway toll station and gas station;
- Exhibition hall;
- Gymnasium and supermarkets, etc.

## SPECIFICATIONS

<b>OPTICAL</b>	Input Power	150W
	Lumen	19500-21750LM
	Lumen Efficacy	130-145LM/W
	Viewing Angle	110°
	Color Temperature	4000K
	CRI	>80
<b>ELECTRICAL</b>	Input Voltage	120-277VAC 50/60Hz
	PF	≥0.9
	THD	≤20%
	Driver Model	(1-10Vdc Dimmer )
	Optional Accessory	Motion Sensor/Surge-Protective Device
<b>MATERIALS</b>	LED Type	SMD2835 (0.5W)
	LED QTY	375 PCS
	Housing	Aluminum Alloy
	Housing Color	Any colors
	Cover	Flat clear glass
	Waterproof Rating	WET (IP65)
<b>OTHERS</b>	Operating Temperature	-30℃ TO 50℃
	Operating Humidity	10%-90% RH
	Storage Temperature	-40℃ TO 80℃
	Storage Humidity	10%-95% RH
	Warranty Time	5 Years

## PACKAGE

	Size	Qty / Carton	Lamps Net Weight	Weight/ Carton
Outer box	360X360X195MM	1PC	3.2KG	4.2KG



## LIGHT DISTRIBUTION TESTING PARAMETERS

### Luminaire Property

Luminaire Manufacturer:  
Voltage: 119.5 V  
Power: 151.39 W

Current: 1.267 A  
Power Factor: 0.999

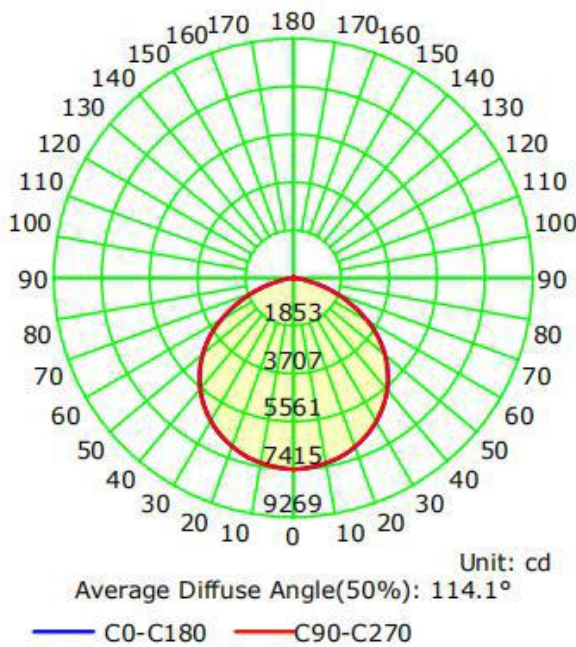
### Photometric Results

CIE Class: Direct  
Measurement Flux: 20768.5 lm  
Downward Ratio: 99%  
Horizontal Diffuse Angle(50%): H114.1  
Vertical Diffuse Angle(50%): V114.1  
Luminaire Efficacy Rating (LER): 137.24  
Max. Intensity: 7415.71 cd  
S/MH(C0/C180): 1.28

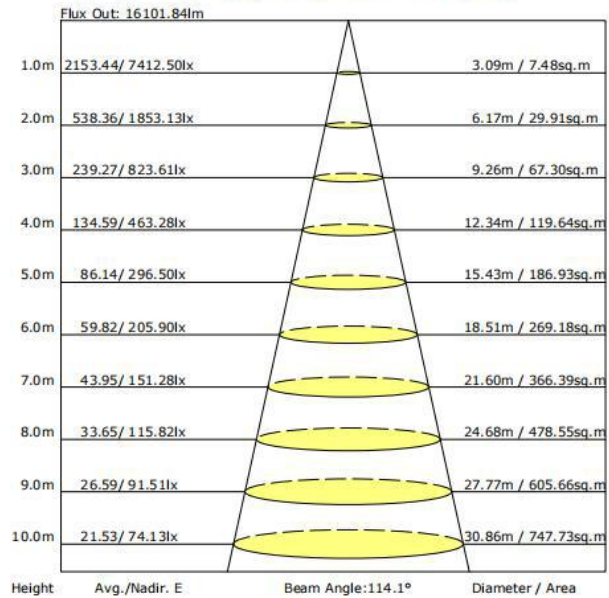
Total Rated Lamp Lumens: 20768.5 lm  
Efficiency: 100%  
Upward Ratio: 1%

Central Intensity: 7412.5 cd  
Pos of Max. Intensity: H67.5 V1  
S/MH(C90/C270): 1.28

Luminous Intensity Distribution Curve



The Average Illuminance Effective Figure



### NOTICE FOR USER

- Please turn off power before install or change assembly parts.
- The input voltage and lamps should be matched, after connecting the power line, Please make sure the wiring section is insulated.
- No-professionals, must not install and disassemble the lamps.

### TROUBLE SHOOTINGS

Troubles	Check points
Flickering of the light	Turn off the power and turn on again in 3 minutes. If same phenomena occur, then call agencies.
Out of working	Please check the connection.