







ASSEMBLY INSTRUCTIONS

Office Chair

Part Identification	Hardware
(1) × 1 	(6) × 4 To Bottom Of Seat  M6x20
(2) × 1 	(7) × 1 
(3) × 1 	
(4) × 1 	
(5) × 5 