


GAMING CHAIR

User Manual and Assembly Instructions



ALL INCLUDED PARTS




01 Plug in the wheels



02 Install the gas lift into the base



03 Install the function tray on the seat



04 Align & attach the seat to the base




05 Install the 'T' tray on the backrest



06 Insert the 'T' into the function tray



FINISHED PRODUCT



07 Adjust the height and tighten up



08 Install the armrests on both sides

Please note:

Please check all the parts after receiving the goods, if there is any problem please get contact with our friendly customer service team.