



# ASSEMBLY INSTRUCTIONS COASTER FINE FURNITURE



903021  
ACCENT CHAIR

REVISION 0 : 03/04/2023  
REVISION 1 : 08/28/2025

ITEM:903021



## ASSEMBLY INSTRUCTIONS

### ASSEMBLY TIPS:

1. Remove hardware from box and sort by size.
2. Please check to see that all hardware and parts are present prior to start of assembly.
3. Please follow attached instructions in the same sequence as numbered to assure fast & easy assembly.

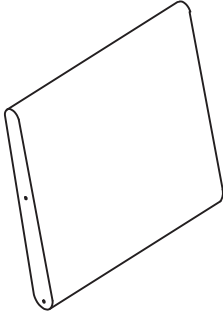


### WARNING!

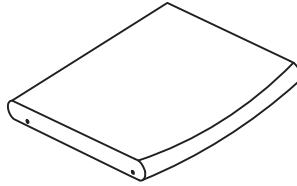
1. Don't attempt to repair or modify parts that are broken or defective. Please contact the store immediately.
2. This product is for home use only and not intended for commercial establishments.

**ASSEMBLY TIME**

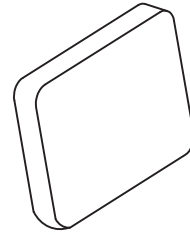
**30 MINUTES**



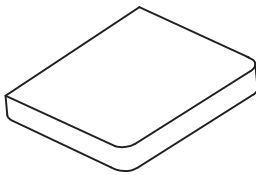
A BACK 1PC



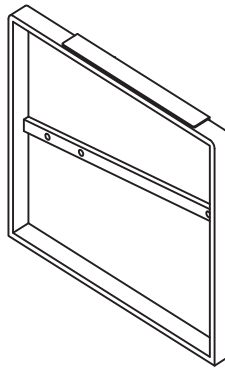
B SEAT 1PC



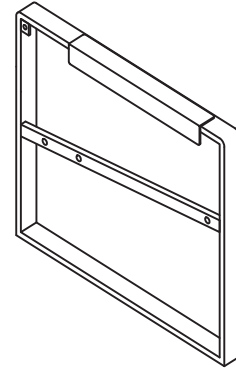
C BACK CUSHION 1PC



D SEAT CUSHION 1PC







E LEFT LEG 1PC



F RIGHT LEG 1PC

## HARDWARE IDENTIFICATION

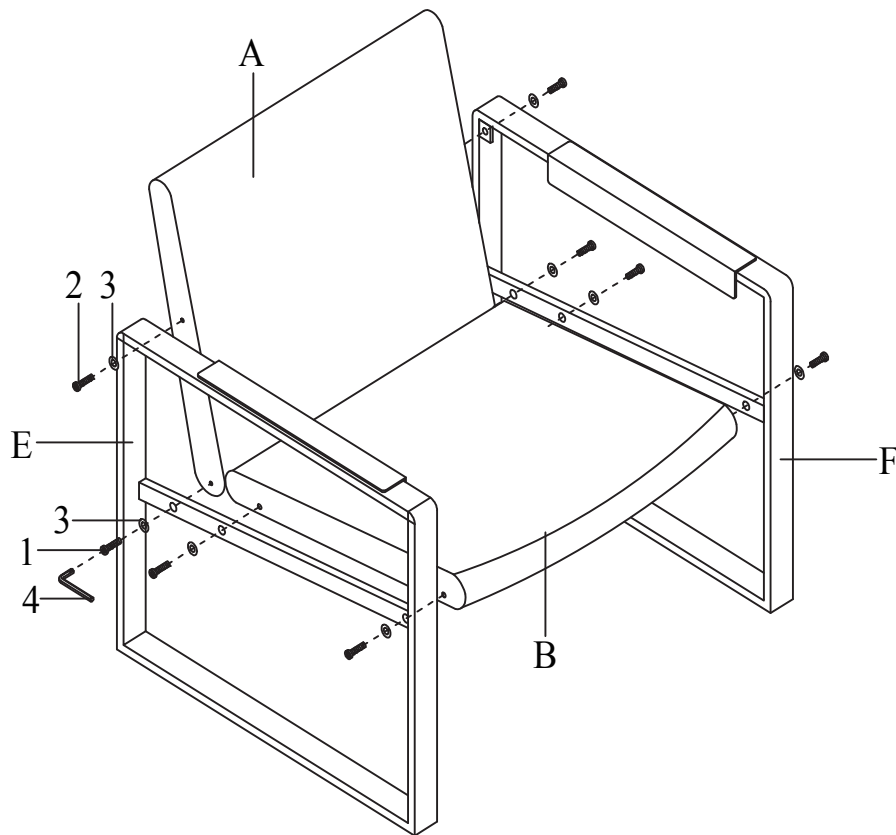
Z	HARDWARE NAME	FIGURE	QTY
1	BOLT	 5/16"*30mm	6PCS
2	BOLT	 5/16"*25mm	2PCS
3	FLAT WASHER		8PCS
4	ALLEN WRENCH	 M5	1PC

ITEM:903021

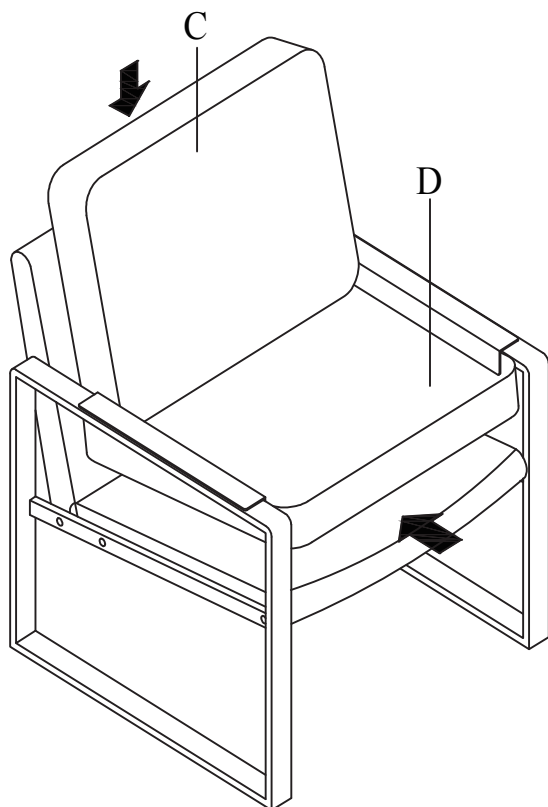
ASSEMBLY INSTRUCTIONS



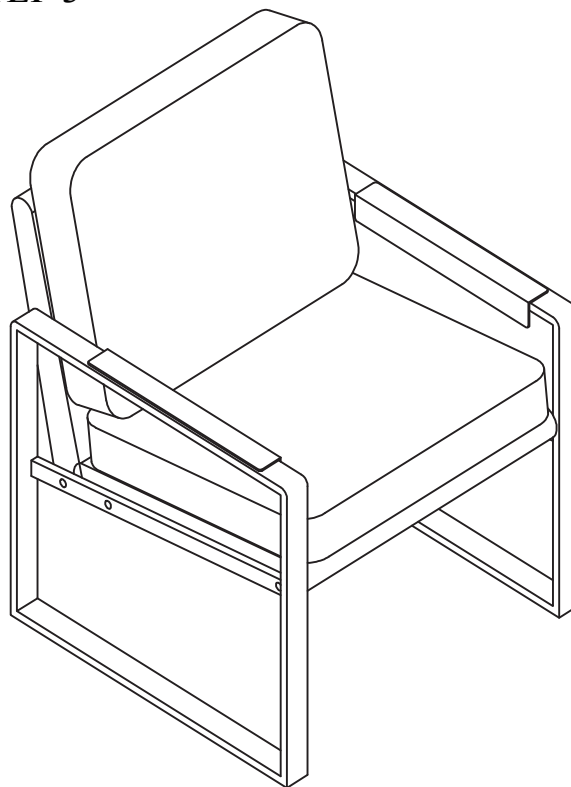
STEP 1



STEP 2



STEP 3



COASTERFURNITURE.COM

