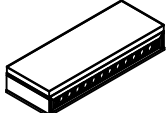
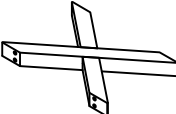






## Assembly Instructions, Parts List

Item	Parts	Description	Quantity
A		Top Assembly	1
B		Leg Frames	2

## Mirrored Diamond Filigree X Base Bench Hardware List

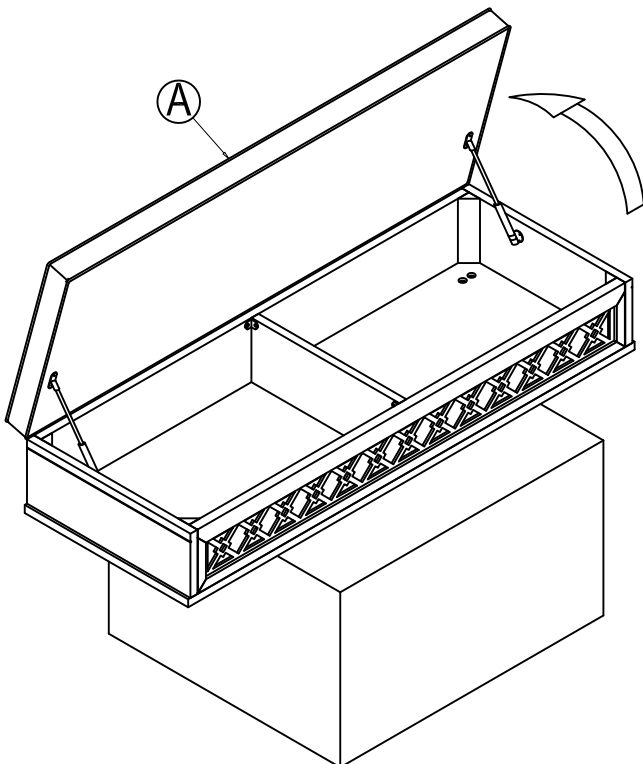
Item	Hardware	Description	Quantity
1		Allen Bolts	8
2		Flat Washers	8
3		Lock Washers	8
4		Allen Wrench	1

## Assembly Steps

### Step 1

1.1 Place the top assembly on chairs or a big box.

1.2 Open the seat cushion.



### Step 2

2.1 Fasten each leg frame with four bolts. Tighten.

