

NAUTICA HOME

PlushAire™ SET-UP INSTRUCTIONS


Thank you for your recent purchase. Please register your product online today at www.boysleep.com/register

Please read all instructions for **PlushAire™** and **Attached Pump** prior to inflation.

- Carefully unpack contents of carton.
- Remove **PlushAire™** from its convenient duffel bag.
- Place mattress in unobstructed area free of sharp objects and unfold.


NOTE: Read separate **Attached Pump** instructions prior to operation.

- Plug inset pump into a grounded 120 volt AC electrical outlet (a).
- Inflate mattress by turning knob from off position to inflate position (b). **Ensure that the dial clicks into the "INFLATE" position.**



- Inflate **PlushAire™** mattress to full capacity. To avoid stretching or bulging do not overinflate. **DO NOT LEAVE PUMP UNATTENDED.**

- After mattress is fully inflated turn knob back to off position (c). **Ensure that the dial clicks into the "OFF" position and arrow is pointing to "OFF" to prevent loss of air.**
- To achieve desired firmness level, lie on the **PlushAire™** mattress and turn mattress knob slowly towards the deflate position (d). (If too much air escapes, turn knob to inflate position.)




NOTE: Do not turn knob all the way to the deflate position or mattress will begin deflation process

- If the **PlushAire™** requires adjustment, repeat step 8.
- Your **PlushAire™** is now ready to use. Make up bed as desired with sheets and bedding.

TO DEFLATE AND STORE

- Plug pump into a grounded 120 volt AC electrical outlet (a).
- Deflate mattress by turning knob from stop position to deflate position (e). **Ensure that the dial clicks into the "DEFLATE" position.**
- When mattress is completely deflated turn knob to off position (f). **Ensure that the dial clicks into the "OFF" position and arrow is pointing to "OFF".**



- The **PlushAire™** mattress is now ready for storage.
- Roll and place **PlushAire™** mattress in the convenient duffel bag.

WARNING: Attached Pump will burn out if left in "deflate" position after mattress is deflated. Monitor deflation progress. **DO NOT LEAVE PUMP UNATTENDED.**

Thank you for purchasing the PlushAire™. To help us serve you best, please take a moment to complete the information below. Cut on dotted line and mail this important card to validate your warranty registration.

Please print

Mr. Mrs. Ms. Miss _____
First M.I. Last

Address

email

Cell Phone

Name of store where purchased: _____ Date of purchase: ____/____/____
Month/Day/Year

Please indicate size(s) of **PlushAire™** purchased: Queen Double Twin

- Check the 3 most important reasons influencing your purchase of the **PlushAire™**

<input type="checkbox"/> Product packaging	<input type="checkbox"/> Warranty and service	<input type="checkbox"/> Prior experience
<input type="checkbox"/> A product feature	<input type="checkbox"/> TV Advertisement	<input type="checkbox"/> Received as gift
<input type="checkbox"/> Purpose and style	<input type="checkbox"/> Magazine advertisement	<input type="checkbox"/> Recommendation of family/friend
<input type="checkbox"/> Convenience	<input type="checkbox"/> Newspaper advertisement	<input type="checkbox"/> Recommendation of salesperson
<input type="checkbox"/> Quality and durability	<input type="checkbox"/> In-store display	<input type="checkbox"/> Value for price
- Check the reason you purchased **PlushAire™**

<input type="checkbox"/> Gift	<input type="checkbox"/> School	<input type="checkbox"/> Comfort	<input type="checkbox"/> Vacation
<input type="checkbox"/> Travel	<input type="checkbox"/> Health	<input type="checkbox"/> Convenience	<input type="checkbox"/> Other
- Who will use the **PlushAire™** as an extra bed? Guests Children Yourself
- How often will you or someone else use the **PlushAire™**? Daily Weekly Monthly Other
- Do you intend to use the **PlushAire™** to replace your own current sleep surface?* Yes No
- What is your present income level? under \$15,000 \$15,000-\$25,000 \$25,000-\$50,000
 \$50,000-\$75,000 \$75,000-\$100,000 over \$100,000

*This bed is warranted as a temporary sleep surface. Please refer to opposite side under **PlushAire™** "USES".

LIMITED 1 YEAR WARRANTY

Plush Aire™ warrants to the original purchaser only when the Plush Aire™ is used for normal indoor temporary sleeping purposes, that the mattress will be fully guaranteed against defects in material and workmanship for a period of 3 months from the date of purchase, provided further that the Plush Aire™ has been operated and cared for according to the provided instructions and uses. Warranty does not cover punctures caused by misuse.

If defect occurs in months 4 - 12 from the original purchase date the manufacturer will offer a credit of 50% of the current manufacturer's Suggested Retail Price for any mattress/component that has a manufacturer's defect. This credit is to be applied towards the purchase of a replacement Plush Aire™ mattress. Shipping and handling charges to ship the replacement mattress/component are the responsibility of the consumer.

The pump will be guaranteed to the original purchaser against defects in materials and workmanship for a period of 90 days from the date of purchase provided that the pump has been operated according to the provided instructions.

Our obligation under this warranty shall be limited to the repair or exchange of any part which may prove defective under the conditions and during the periods described above.

This warranty shall not apply if upon inspection we find:

1. Any product or part has been damaged by alteration.
2. Any product or part has been subject to accident, misuse, abuse or has been operated contrary to the provided instructions or uses.

To submit a request for warranty replacement go to www.expressbedshelp.com and follow the detailed instructions on how to process a warranty claim.

This is the entire exclusive express limited warranty. The manufacturer neither makes nor is responsible for any other warranties, either expressed or implied, including those of retailing dealers. Any and all liability for breach of warranty, as well as damages for incidental, special or consequential losses are expressly denied.

This warranty applies only to product(s) purchased from an authorized retailer.

Affix
postage
here.

NAUTICA
HOME
PlushAire™
2440 Adie Road
St. Louis, MO 63043

CARE AND MAINTENANCE

Mattresses are constructed of heavy duty vinyl designed for optimum comfort when used at normal household temperatures.

WARNING:

Avoid extreme cold, as vinyl will become brittle. Do not overinflate. Do not use high pressure or compressed air inflation systems. Avoid sharp objects. Do not use hair dryer to inflate.

WARNING: FLAMMABLE

VINYL IS FLAMMABLE. Do not locate bed near fire, fireplace or any other heat source, such as a space heater. Avoid placing bed over a heat emitting floor vent.

PVC, the material used to make air mattresses, will naturally stretch and expand during use. After being inflated for several hours and/or having been slept on, the air mattress may lose some of its initial firmness and feel softer because the PVC has naturally expanded. This expansion is normal and not the result of a leak. To regain your desired firmness level, add air to the mattress using the pump that was provided with the mattress.

Clean only with mild soap and water. Harsh cleaners can damage materials. Use repair kit to patch any holes, tears or punctures. Store at room temperature only AFTER cleaned and dried. Do not store outdoors or in a garage.

USES

Use the PlushAire™ any time an extra temporary sleep surface is needed. The PlushAire™ is intended for normal indoor use only. The PlushAire™ is not intended to be used in place of your present everyday sleep surface.

 <p>0-15 Months</p>	! WARNING
	<p>Risk of Suffocation</p> <ul style="list-style-type: none"> Infants have suffocated on inflatable mattresses. Never place an infant 15 months and younger to sleep on an inflatable mattress. When used by children over 15 months old: <ul style="list-style-type: none"> Provide at least a shoulder width space between mattress and walls, dressers or other vertical objects to avoid entrapment. Always keep mattress fully inflated when in use. <p>See instructions for additional warnings.</p>