


# ASSEMBLY INSTRUCTIONS.

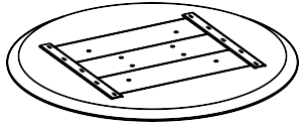
BAR TABLE BLACK ASH



THANK YOU FOR YOUR PURCHASE!

## PART LIST

A



Top Table = 1pc

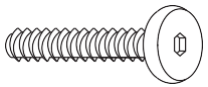
B



Leg = 2pcs

## HARDWARE LIST

1. Bolt



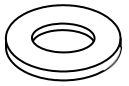
M6 x 35mm 8pcs

2. Spring washer



M6.5 x 11mm 8pcs

3. Flat washer



M6.5 x 16mm 8pcs

4. Allen key



1 pc

## NOTES.

Thank you for purchasing this quality product! Be sure to check all packing material carefully for small part that may have come loose inside the carton during shipping.

## CAUTION:

The item is heavy, assembly should be performed by two people.

