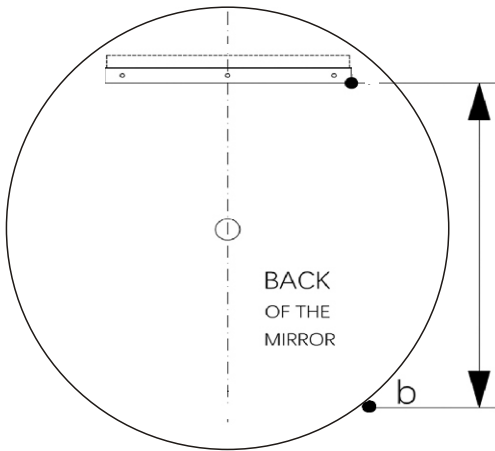


Aluminum frame wall mounted mirror installation

INSTALLATION INSTRUCTIONS

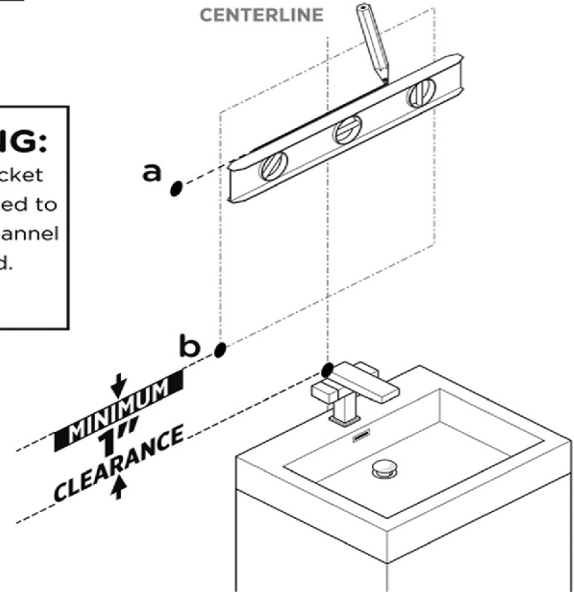
- 1** Measure the distance between the bottom of the mirror and point a.
CENTERLINE



BACK
OF THE
MIRROR

*HORIZONTAL & VERTICAL MOUNT OPTION AVAILABLE.

- 2** Draw a horizontal line from the point a using a level.
& using a spirit level to check the line is on the level.



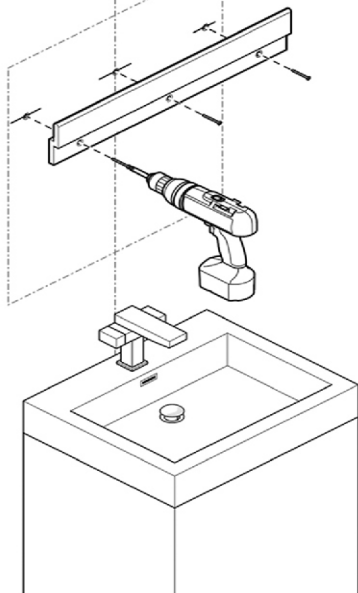
WARNING:

Mounting bracket
must be attached to
furring strip/channel
or wall stud.

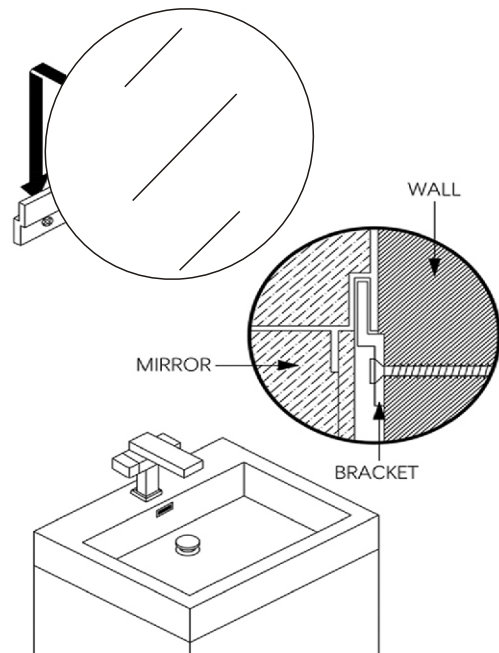
- 3** Attach the mounting bracket
to the wall.

Accessories					
Level		1PCS		1PCS	
					2PCS

CENTERLINE



- 4** Hang the mirror on the
mounting bracket.



Trouble shooting:

Missing / Wrong / Broken parts and installation issues



Send email with your question pic, order NO. and
screenshot of order details to:

support@idealhouse.vip



Respond within 24 hours



Issue resolved