

ASSEMBLY INSTRUCTION


ROUND TABLE EXISTING TABLE

If you have parts missing, or have questions about assembling the table, call us. We will help you. Read this intruction carefully. Refer hardware and furniture parts list for the guidance. Be sure all parts are complete before assembling. Place all wooden furniture parts on a clean and flat soft surface to prevent scratches. Refer steps provided as assembling guide.

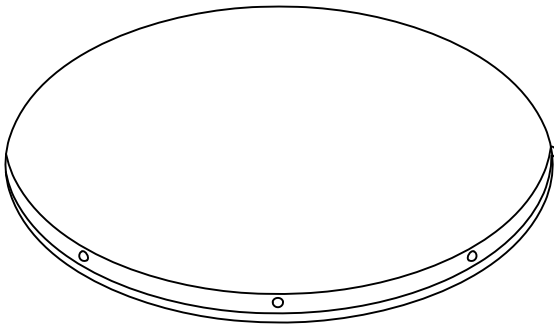
PART LIST

ITEM	DESCRIPTION	QTY
A	Table Top	1PC
B	Table Leg	1PC

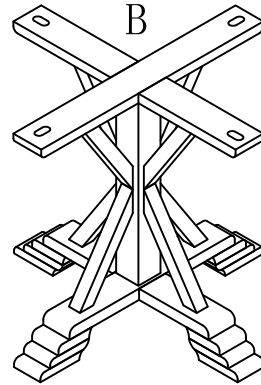
HARDWARE LIST

ITEM	DESCRIPTION	QTY
1	SCREW M8*65MM 	4 PCS
2	WASHER 	4 PCS
3	ALLEN WRENCH 	1 PC

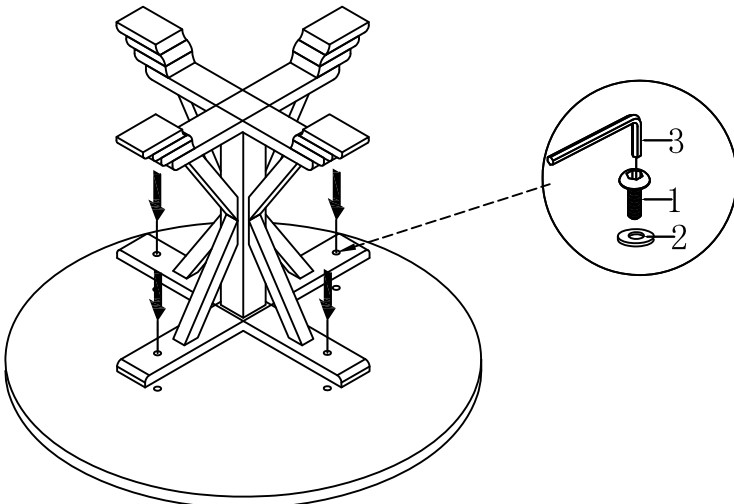
A



B



STEP 1



THE END

