

CARE AND MAINTENANCE

Store outdoor furniture indoors or cover well when not in use.
Remove wooden furniture from standing water. Dust regularly with small brush or vacuum
Spills should be taken care of immediately before they harden or stain with a slightly dampened sponge.




NOTICE

- * Please make sure that you have all parts indicated before you begin assembly of this item
- * This item should be assembled on a soft surface to prevent scratching the finish during assembly
- * This item may require periodic tightening

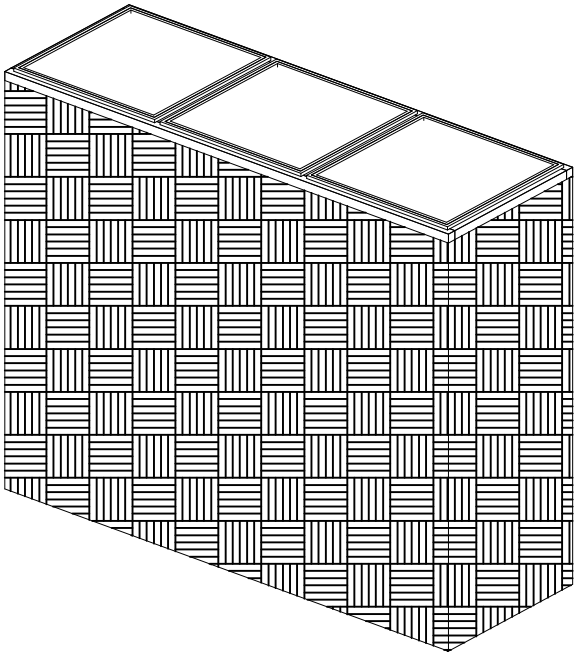
Weight Capacity : 275 lbs (single seat)
550 lbs (two person seat)
Warning : Do not stand on bench
Warning : Do not over torque bolts/screws

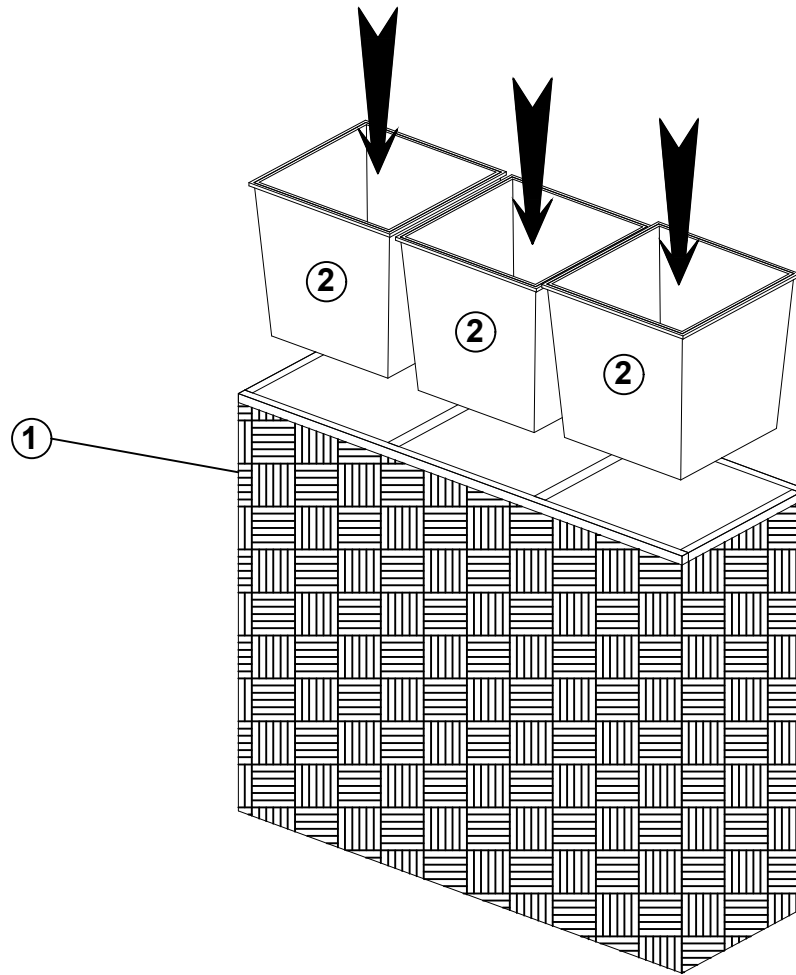


Part List

PIECE	DESCRIPTION	PICTURE	QUANTITY
1	Flower rack		1X
2	Plastic Baskets		3X
3	Plastic feet		4X

Product Dimensions:
32.09"x11.02"x24.80" H





STEP 1: Put The Plastic Baskets (2) into Flower Rack (1) and connect Plastic feet (3) to finish.