ASPEN RECLINER CHAIR
ASSEMBLY INSTRUCTIONS



Assembly Instructions:

1. Place is position the upper and lower parts vertically.
2. Check that the two ends of the iron bar touch each other, then continue pushing the backrest down in the direction of the arrow. See detail A.
3. Item is complete.

Detail 'A'

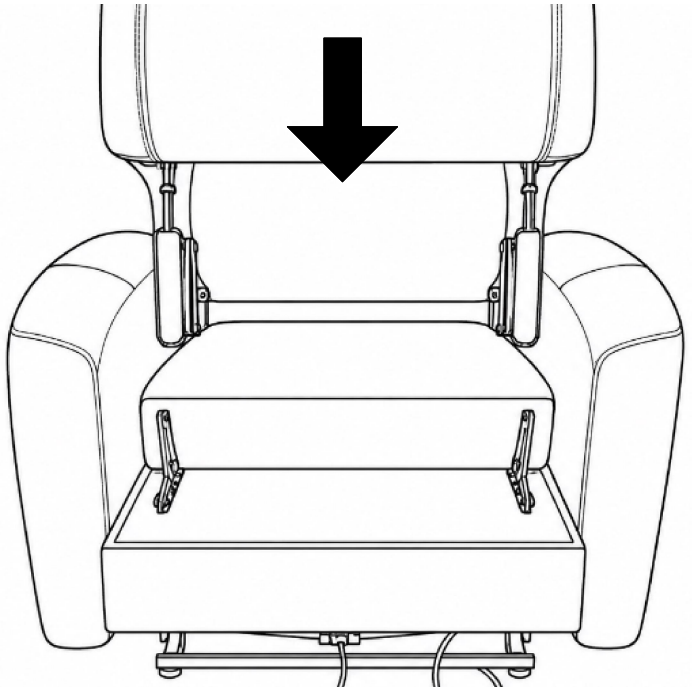

ASPEN RECLINER CHAIR
ASSEMBLY INSTRUCTIONS

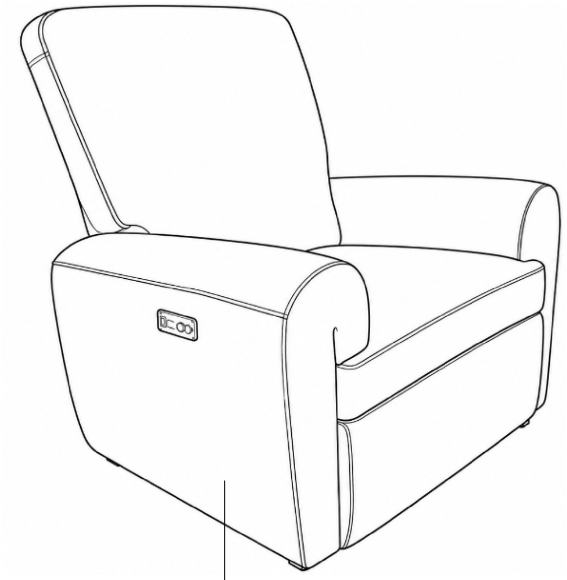

WITH
MOTION
SYSTEM

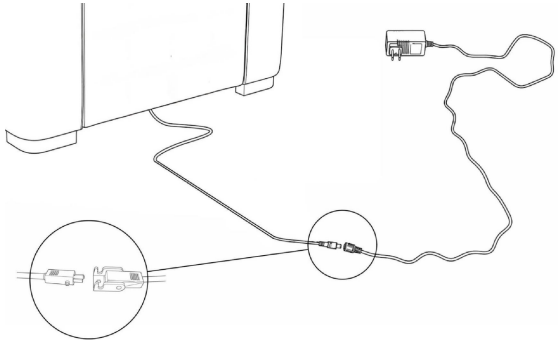

Instructions for Motion Usage:

Connect through (C), then connect to the adapter and plug into a power socket to supply electricity.

Control the motion using the control panel.

