
















Please read these instructions and warranty information carefully before use and keep them properly for future reference.

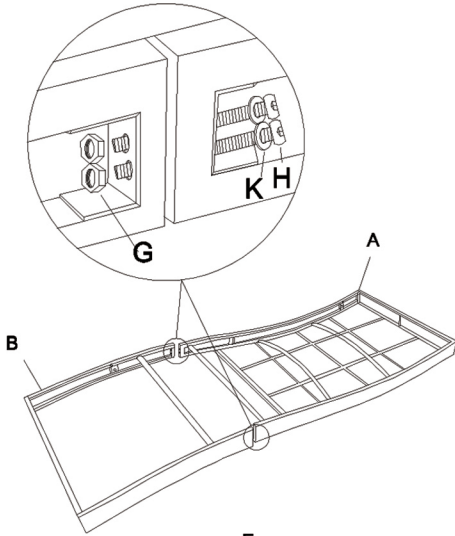
OPERATING INSTRUCTIONS

Part List

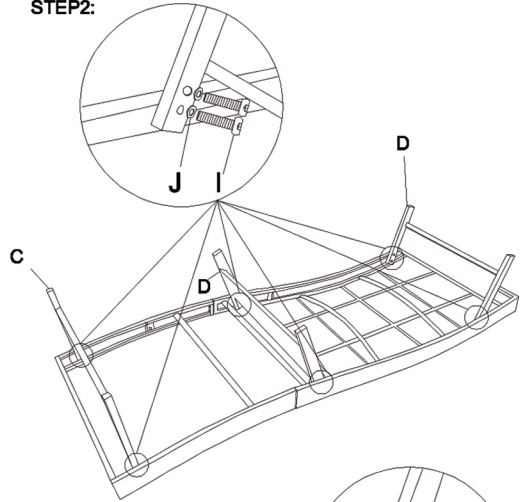
A		1PCS
B		1 PCS
C		1PCS
D		2PCS
E		1PCS
G	 M6	4PCS
H	 M6*55	4PCS
S	 M6*40	2PCS
I	 M8*35	12PCS
J	 Ø8.5*1.0	12PCS
K	 Ø6.5*1.0	6PCS
R	 Ø6.5*6	2PCS
O		1PCS
P		1PCS
Q		1PCS

Assembly Instructions

STEP1:



STEP2:



STEP3:

