


MESA

4 PIECE SEATING SET

INSTRUCTION MANUAL





THANK YOU FOR PURCHASING OUR MIRADOR MESA SEATING SET!



This manual will provide you with clear and detailed instructions on how to safely and correctly assemble and maintain your product, to ensure it brings you many years of use and enjoyment.

IMPORTANT, RETAIN FOR FUTURE REFERENCE: READ CAREFULLY

Warning: Important safety instructions. It is important for the safety of persons to follow these instructions. Please keep these instructions in a safe place.

Any use or modification to the product not included in this manual shall be considered as improper use, which may cause considerable danger to users and property and will void the product warranty.

Please only use this product for its intended purpose within a residential environment. Failure to do so will void your warranty.

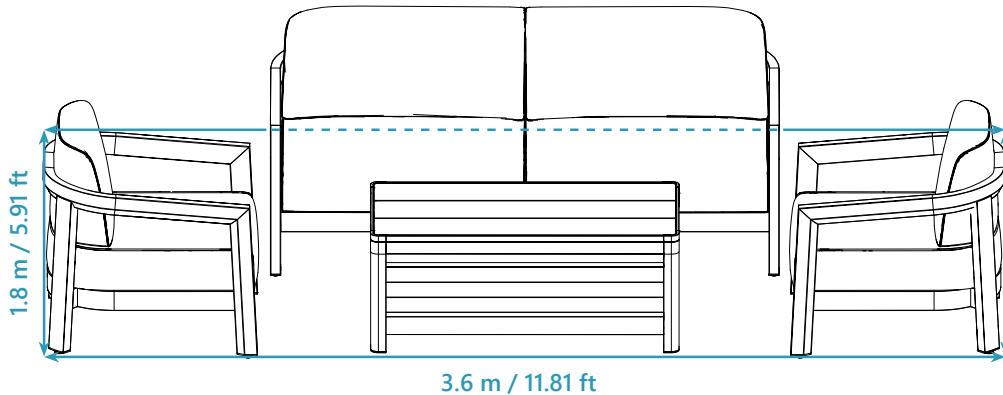
We reserve the right to make changes for product improvements.

For parts and customer service, please call +1 (877)-506-4777 in the U.S. and Canada (English and Spanish) Monday - Friday: 6:30 am - 4:30 pm, Saturday – Sunday: 8:30 am – 4:30 pm, Pacific Time. For other regions, email: support@miradoroutdoor.com

Digital instruction manual is also available on our official website **www.miradoroutdoor.com** for your reference.

TABLE OF CONTENTS

— Minimum Recommended Outdoor Space



04 Important Safety Advice

07 Care & Maintenance

05 Product List

08 Warranty & Complaints Procedure

06 Enjoy Your Furniture

IMPORTANT SAFETY ADVICE

For the safety of all persons using the product, it is important to follow the safety guidelines below.

Preparation



Prepare, assemble, and use only on a flat, level surface.



Recycle packaging and dispose of plastic bags safely, out of children's reach.



Wear work shoes, gloves, and eye protection where appropriate.



Keep children and pets away from the work area - small parts, tools, and packaging can pose choking or injury risks.

During Usage



For outdoor use only.



Keep flames, grills, and other heat sources away.



Do not stand on the product, tilt it, or use it in any unsafe manner.



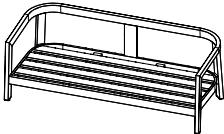

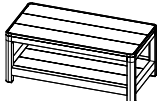

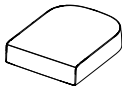
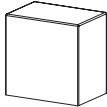

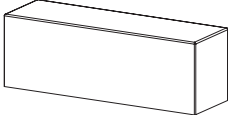
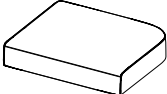
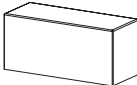


Do not drag the product while cleaning or moving to avoid scratches.

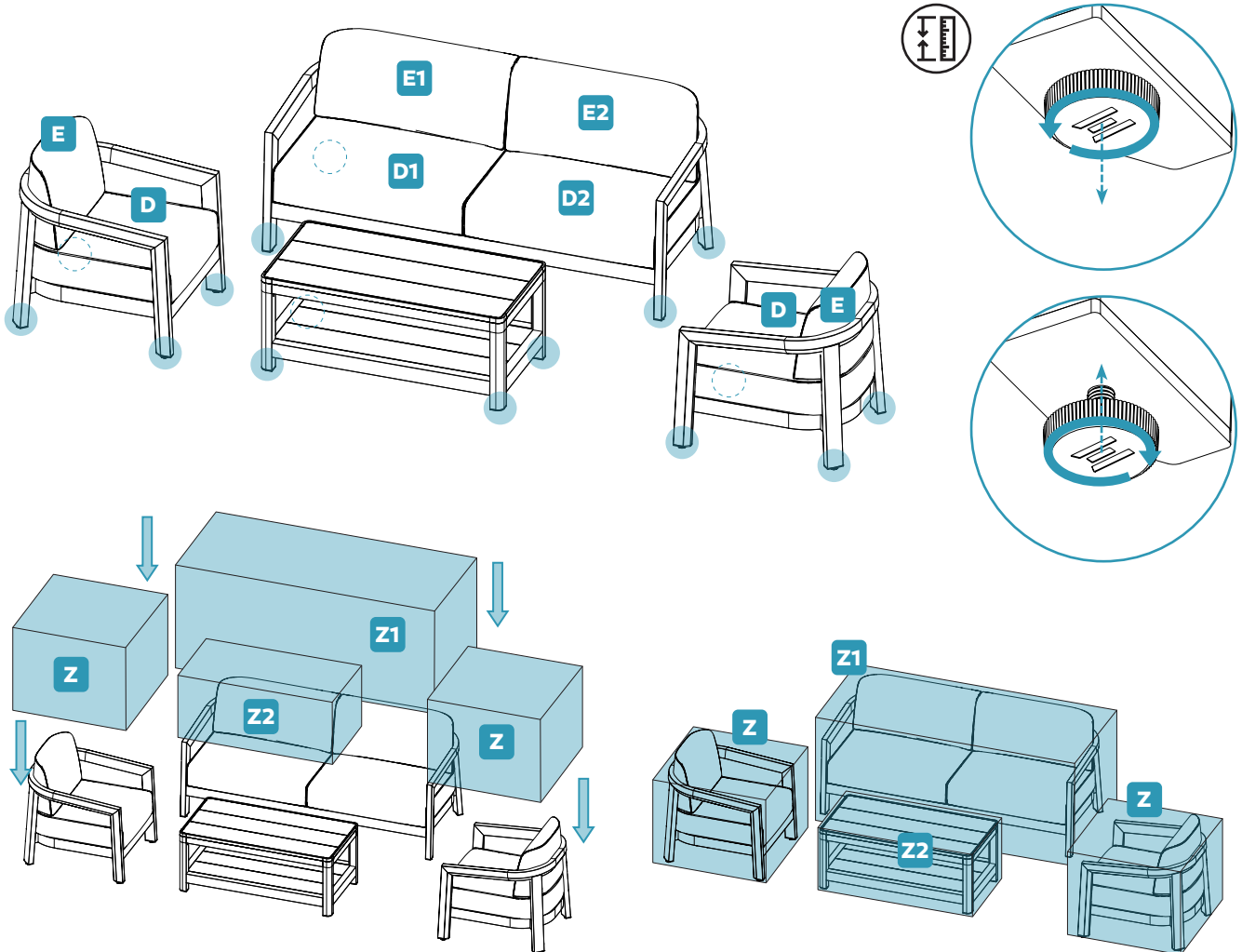


Do not exceed the weight limit
(Sofa, per seat: 250 lbs / 113.4 kg,
Coffee table: 165 lbs / 74.8 kg).

PRODUCT LIST

QTY	REF	NAME	QTY	REF	NAME
A x2		Sofa	E x2		Back cushion
B x1		3-Seat sofa	E1 x1		Back cushion (right)
C x1		Coffee table	E2 x1		Back cushion (left)
D x2		Seat cushion	Z x2		Furniture cover (sofa)
D1 x1		Seat cushion (right)	Z1 x1		Furniture cover (3-seat sofa)
D2 x1		Seat cushion (left)	Z2 x1		Furniture cover (table)

ENJOY YOUR FURNITURE



CARE & MAINTENANCE



FURNITURE COVER

- Use a furniture cover to protect your set from harsh weather and UV rays.
- Ensure both the furniture and cover are clean and dry before covering.
- Remove the cover promptly after rain or humid weather to prevent moisture buildup.



FRAME

- Use only manufacturer-approved replacement parts.
- Regularly check that all bolts and fittings are secure; Tighten if needed.
- Dust and dirt will collect on the frame and will require periodic cleaning.
- Wipe with water or a mild soap, and avoid using any alcohol-based cleaners.
- Keep frame free of accumulated water. Air dry or wipe with a soft clean cloth.



CUSHION

- When the cushion becomes water-saturated, unzip the cushion cover to allow for ventilation and facilitate the drying process. Place the cushions upright with the zipper facing down to drain excess moisture more quickly.
- Store cushions indoors during inclement weather and rainy seasons.



SUNBRELLA CUSHION FABRIC

- Sunbrella® fabric should be cleaned regularly.
- Brush off any loose dirt and spot clean with a mild soap and lukewarm water solution.
- For stubborn stains and mildew, spot clean with a solution of 236 ml (1 cup) of bleach and 59 ml (1/4 cup) of mild soap per 3.8l (1 gallon) of water.
- Rinse thoroughly to remove soap.
- Allow fabric to air dry.
- Spot clean only, Hand wash or machine wash may damage the water repellency.

WARRANTY & COMPLAINTS PROCEDURE

For terms and conditions of our limited warranty, please visit www.miradoroutdoor.com or contact your local Mirador sales representative.

Complaints procedure:

- The complaint must include an order number or transaction number. Goods without an order number or transaction number are not covered under the warranty.
- The complaint must include a detailed description of the defect, the name of the company which assembled the product if 3rd party was used and the date when the defect was discovered.
- Customer must offer supplier the photos/videos of the issue/damaged parts. Otherwise, supplier reserves the right to refuse replacement parts or credit.
- Please save a copy of your purchase receipt.

Contact:

Phone

+1 (877)-506-4777

Operation hours: Monday - Friday: 6:30 am - 4:30 pm, Saturday – Sunday: 8:30 am – 4:30 pm, PST.

Language: English and Spanish

E-mail

support@miradoroutdoor.com

Operation hours: We are available 24 hours a day. Please allow up to 24 hours for a response.

Language: English, Spanish and Canadian French

Online

miradoroutdoor.com

Operation hours: Monday - Friday: 5:30 am - 2:00 pm, Saturday – Sunday: 8:30 am – 4:30 pm, PST.

Language: English, Spanish and Canadian French

Note: Our team is available to assist you during these hours. If you have any inquiries or require support outside of these hours, please leave a voicemail, send an email, or use our online contact form. We will get back to you promptly during the next available support hours. Thank you for choosing Mirador Outdoor!

more to
enjoy

FOLLOW US ON
WWW.MIRADOROUTDOOR.COM

 @miradoroutdoor  @MiradorOutdoor
 @miradoroutdoor  @miradoroutdoor

