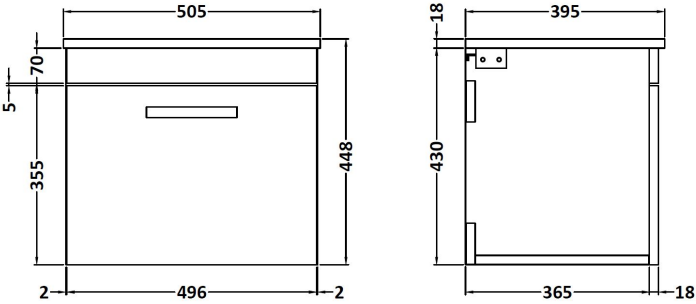


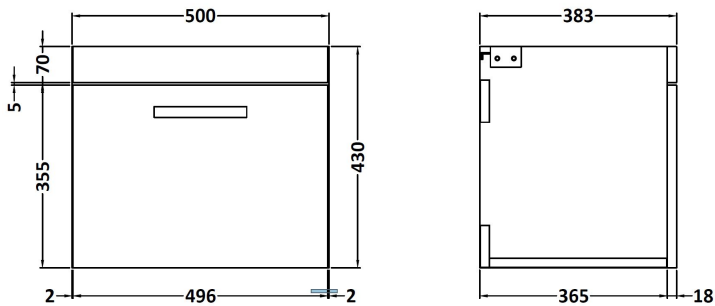
CUSTOMER DATA SHEET

DESCRIPTION: 500 Wh Single Drawer Vanity With Basin B



CUSTOMER DATA SHEET - FURNITURE

DESCRIPTION: 500 Wall Hung Single Drawer Basin Unit



PRODUCT DIMENSIONS

Height (mm)	Width (mm)	Depth (mm)	Nett Wgt Kg
430	500	383	13.2

PACKAGING DIMENSIONS

Height (mm)	Width (mm)	Depth (mm)	Gross Wgt Kg
405	520	450	13.2

PACKAGING DATA

Box Colour	Brown Cardboard Box		
Box Qty	1	Label Colour	White Label
Label Size	100 x 50	Label Qty	2

OUTER BOX DIMENSIONS (If Applicable)

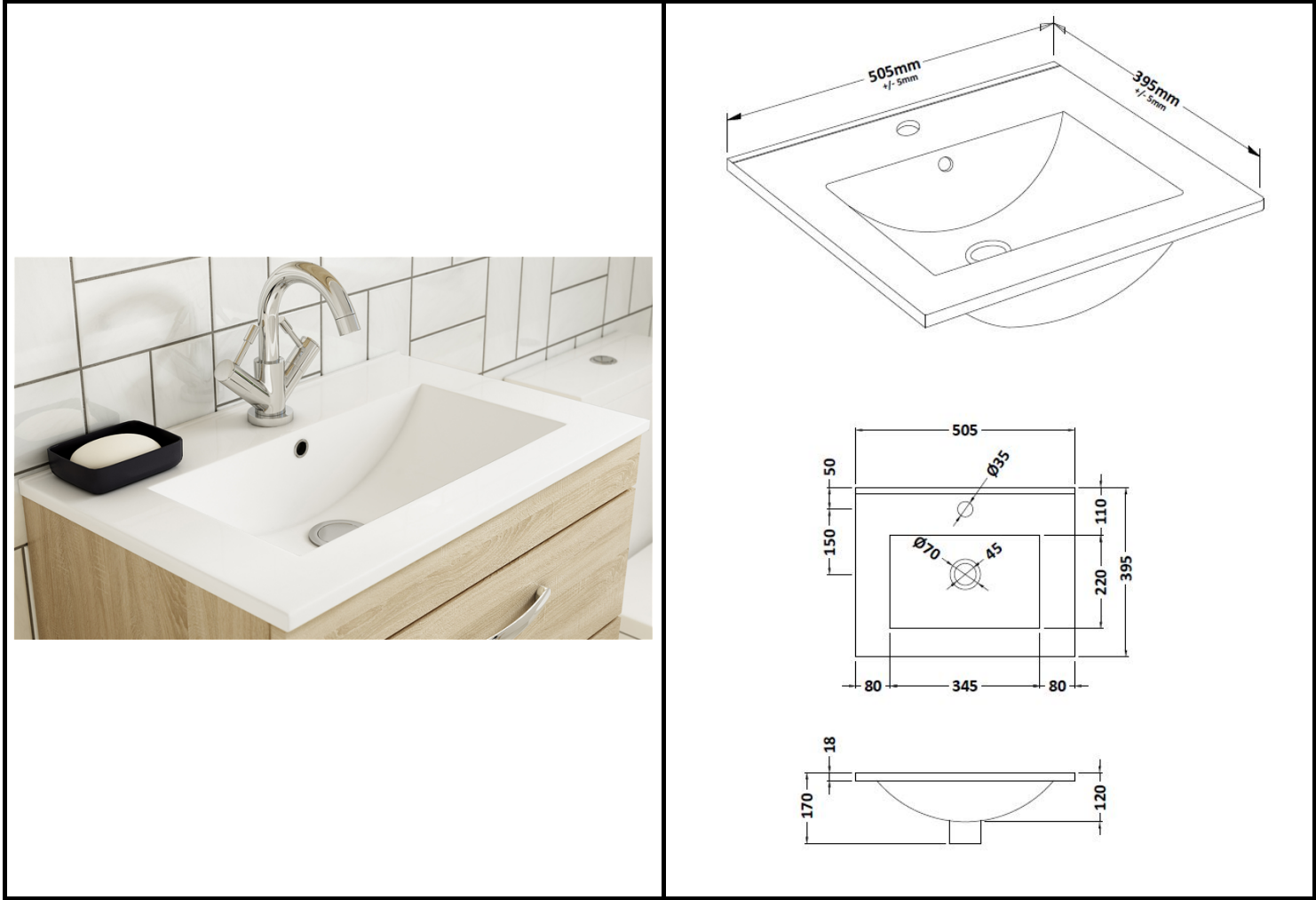
Height (mm)	Width (mm)	Depth (mm)	Gross Wgt Kg

PRODUCT DETAILS

Country of Origin	United Kingdom		Certification	FSC	Yes	CE	N/A	
Fitting Instruction	No		Colour	Driftwood				
Constr' Method	Cam & Wood Dowel		Constr' Type	Rigid				
Cabinet Finish	MFC Textured Woodgrain		Fascia Finish	MFC Textured Woodgrain				
Cab Thickness (mm)	18		Fas Thickness (mm)	18				
Drawer Included	Yes		Drawer Type	80mm High Metal Softclose				
No of Shelves	0		Hinge Type	Not Applicable				
Hinge Inc'	Not Applicable		Adjustable Legs	No, Not Required				
Fixings Inc'	Yes		Handle Style	Contemporary				
Handle Inc'	Yes, Supplied		Waste Shroud	Yes				
Handle Type	Strap							

CUSTOMER DATA SHEET - CERAMICS

DESCRIPTION:	500mm Basin 1Th
--------------	-----------------



PRODUCT DIMENSIONS			
Height (mm)	Width (mm)	Depth (mm)	Nett Wgt Kg
170	500	390	9

PACKAGING DATA			
Box Colour	Brown Cardboard Box		
Box Qty	1	Label Colour	White Label
Label Size	105 x 50	Label Qty	1

PACKAGING DIMENSIONS			
Height (mm)	Width (mm)	Depth (mm)	Gross Wgt Kg
400	520	200	9

OUTER BOX DIMENSIONS (If Applicable)			
Height (mm)	Width (mm)	Depth (mm)	Gross Wgt Kg

PRODUCT DETAILS										
Country of Origin	China			Certification	CE		WRAS		WRAS Number	
Fitting Instruction	No			Product Material	Vitreous China					
PANS/BIDETS				CISTERNS						
Trap Style	Not Applicable	Includes Seat	Not Applicable	Fittings	None Included		Operating Type	Not Applicable		
				Lever Type	Not Applicable					
SEAT				BASINS						
Type	Not Applicable	Function	Seat Not Include	Tap Hole	One Taphole		Chain Stay Hole	No		
Material	Not Applicable			Template	Not Required		Waste Type Req'd	Slotted		
Hinge Type	Not Relevant	Hinge Material	Not Applicable	Overflow Incl.	Yes		Overflow Cover	Yes		
GENERAL										
Fixing Supplied	No									