

COLAMY



A08

DINING CHAIR

CONTENTS

01	WARNING	Pg 01
02	SAFETY INFORMATION	Pg 01
03	ASSEMBLY PARTS AND TOOL	Pg 02
04	ASSEMBLY INSTRUCTIONS	Pg 03
05	PRODUCT DETAILS	Pg 06
06	LIMITED WARRANTY	Pg 07

WARNING

Please read the instructions carefully and follow the assembly steps.

To ensure proper assembly, please follow all steps and use all parts provided. Not following this warning may result in serious injury to you or others.

To prevent misalignments, keep the screws loose and do not tighten them until they are all in their correct positions.

Avoid overtightening or forcing the screws, as this could cause them to break, strip, or damage the threads of the holes.

Using the wrong size of screws for a particular part could cause damage to the screw or the part.

Please lubricate all moving parts regularly and tighten all bolts and screws every 6 months, or as needed.

SAFETY INFORMATION

WEIGHT CAPACITY FOR SEATING: 300LBS (≈136KG)



Sit in the center of the chair with your back against the backrest



Do not sit at the front edge of the chair



Do not push the chair around when a person is sitting in it



Do not stand on the chair



Do not push down on the backrest when a person is reclined



Do not use the chair with more than one person



Do not place all your weight on the backrest only

ASSEMBLY PARTS AND TOOL

PLEASE MAKE SURE ALL THE PARTS ARE INCLUDED.

MISSING PARTS?
support@colamyhome.com

A



Seat *1

B



Front Legs *2

C



Back Legs *2

D



M8*55mm Bolts *8

E



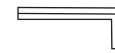
Flat Washer *8

F



Lock Washer *8

G



Wrench *1

BEFORE YOU GET STARTED, A FEW POINTERS:



Please open the Seat Cushion bottom and take out all accessories before installation.

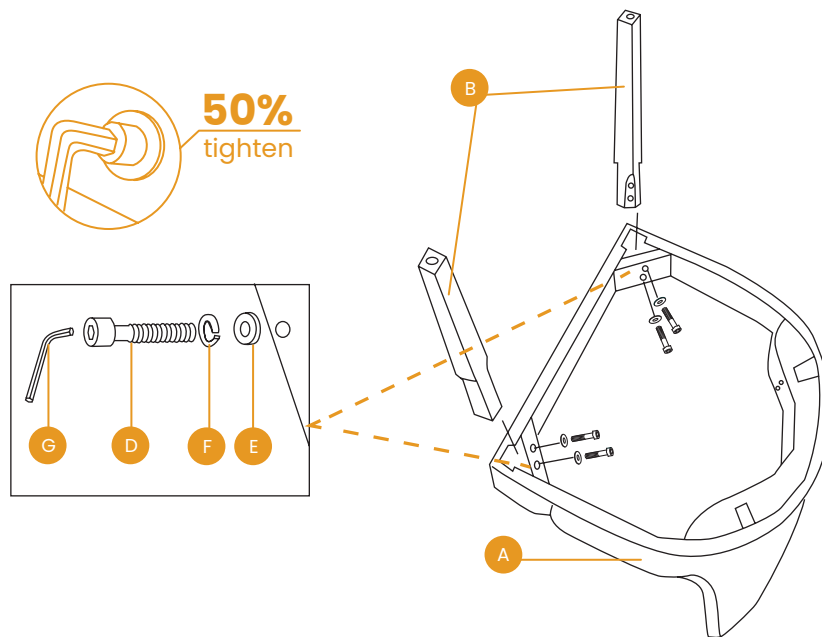


Please use the included wrench instead of an ELECTRIC HAND DRILL in case of damage to the chair leg.

ASSEMBLY INSTRUCTIONS

STEP 1 Open the Velcro, insert both Front legs (B) into the two corners far from the back of the seat at the bottom of the Seat (A), and then secure each leg with two bolts (D). Each bolt needs to be paired with one Lock Washer (F) and one Flat Washer (E), using the Wrench (G).

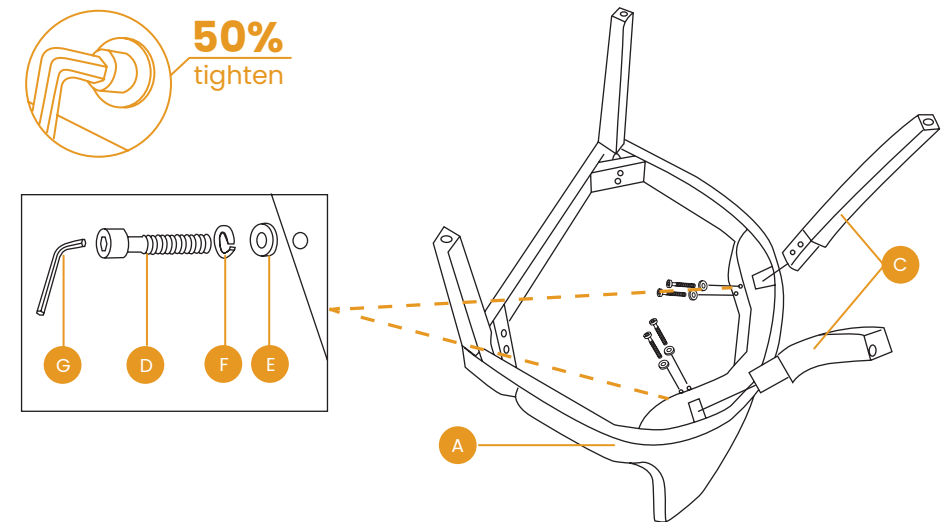
Note: Simply tighten the bolt to 50% of the specified torque.



ASSEMBLY INSTRUCTIONS


STEP 2 Attach Two Back Legs (C) to the finished seat, using Two Bolts (D), Two Lock Washer (F) and Two Flat Washer (E) on each side, and tighten to 50% by Wrench (G).

Note: The side where the black tape is applied is the side where the bolts are tightened.



ASSEMBLY INSTRUCTIONS

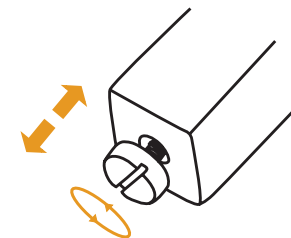
STEP 3 Now, stand the chair upright, place the chair on a flat surface and put pressure on the seat if needed to make sure all 4 legs are even, finally 100% tighten the bolts and close the Velcro.



PRODUCT DETAILS

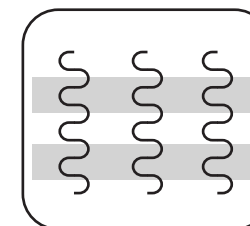
Adjustable Footpads

They provide greater stability and prevent the floor from scratching, keeping the chair stable at all times.



High Elastic Spring

This design offers great support and comfort, protecting the chair from slipping.



LIMITED WARRANTY

COLAMY promises to repair or replace any COLAMY chair that is found to be defective in material or workmanship within one year from the date of original purchase, as long as you, the original purchaser, still own it. This is your sole and exclusive remedy under this warranty, subject to the provisions outlined below.

EXCLUSIONS

This warranty does not apply to, and no other warranty applies to:

- Normal wear and tear, which is to be expected over the course of ownership.
- Misuse, abuse, or excessive use of the product.
- Modifications or attachments to the product that are not approved by COLAMY.
- Products that were not installed, used, or maintained in accordance with the product instructions and warnings.
- Products used for rental purposes or unauthorized retail activities.

Seating Usage: Normal use for seating is defined as equivalent to a single shift, forty-hour (40) workweek. If the seating product is used in a manner exceeding this, the applicable warranty period will be proportionately reduced.

RETURN POLICY

We offer a 30-day return policy, meaning that all products purchased through this website may be returned to us within that timeframe. You must contact us within 30 days of receiving the product(s), and they must be returned to us without any undue delays.

CONDITIONS:

- Returned products must be in the same condition as received and returned in their original packaging.
- If the product is not faulty (i.e., if you change your mind or are unhappy with the product for another reason), you are responsible for the cost of return shipping. You must ensure the package arrives safely to us, so we recommend using a courier service that offers tracking.

LIMITED WARRANTY

- If the product is faulty when received, please contact us, and we will assist you with the return, covering the shipping costs in this case.
- We reserve the right to offer partial refunds for returned products that are not in unused condition, are damaged, or have missing parts not due to our error.

HOW RETURNS WORK

To request a return, please fill out the contact form on our website and attach a copy of your invoice as proof of purchase, along with the reason for the return.

We will provide the return address for the product as soon as possible. Once the returned product is received and inspected, we will provide a specific resolution.

If the return is approved, the refund amount will be automatically credited to your original payment method.

MAINTENANCE INSTRUCTIONS



Dust and clean up spills immediately using a clean, non-colored, lint-free cloth.



Use a mild soap solution and a damp cloth to remove stains.



Do not place hot items directly on the furniture surface without using a protective barrier.



For indoor use only. Do not place the furniture outside.



Do not place furniture in direct sunlight.




Do not write on the furniture surface without a padded barrier to protect it.



Do not clean furniture with harsh cleaners or polishes.



Do not place furniture near heating or cooling vents (keep at least 3 feet away)



You  | ASSEMBLY VIDEO

colamyhome.com
support@colamyhome.com
+1(888) 886-1743