

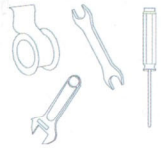


Installation Instruction
Basin Mixer

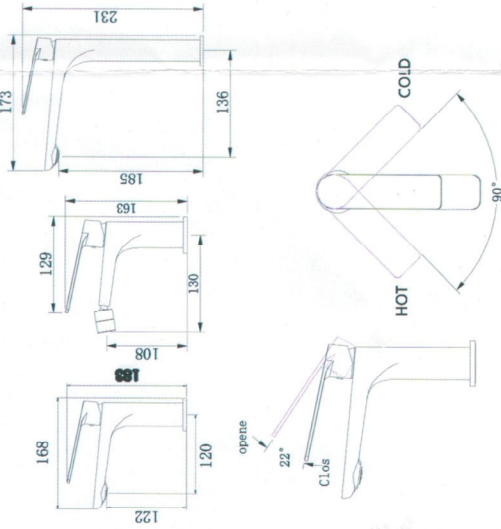
Standard Part List



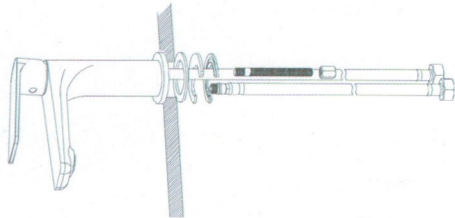
Tools You Will Need



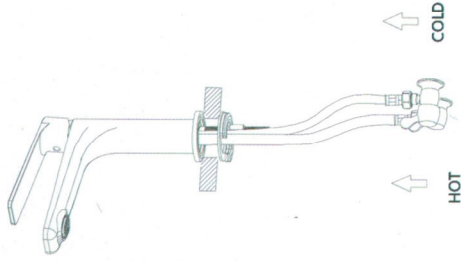
Product Dimension Diagram



Step 4

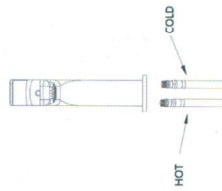


Step 5

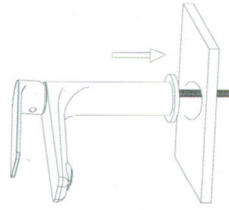


Faucet installation Procedures

Step 1



Step 6



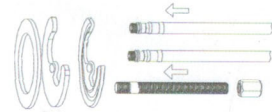
Step 7



Step 2



Step 3



Notice:

Please removing all of the sand, silt and other things from the water hose before assembling, to avoid blocking the faucet and effecting waterrate, Please use the special tools to disassemble, it and wash withpneumatic equipment, if the faucet blocked.