


ASSEMBLY INSTRUCTIONS

Modular sofa



TIME



2 OF PEOPLE



DIFFICULTY

NOTICE

Instruction Booklet - Important Safety Information

Thank you for choosing our product. Please review this booklet carefully for essential safety information and keep it for future reference.

- Upon receiving the product, ***ensure all parts are present and intact*** before proceeding with installation. Follow the entire installation instructions provided.
- During installation, exercise caution and refrain from immediately tightening screws. Secure all screws to 80% before final tightening.

Returns are accepted only for items in their ***original, unopened condition***.

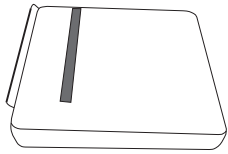


Before installation, please check that the parts are all included !

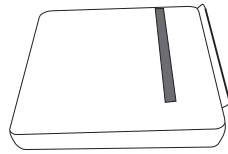
Carton

Materials

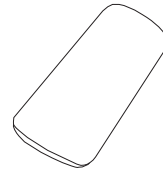
BOX 1 Depending on the number of sofa seats you purchased, you will receive different quantities of packages. The following installation steps are based on the example of a 6-seat arrangement.



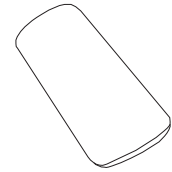
C*1



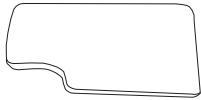
D*1



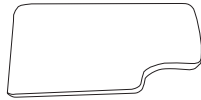
E*1



F*1



J*1



K*1




M*1




N*1



L*2



O*10



G*2



P*2



Q*2



R*8



M8x18

S*16



M8x20

T*16



M8x35

U*14



M8x45

V*4



W*52



X*2

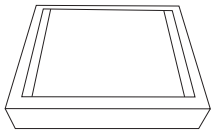


Y*1

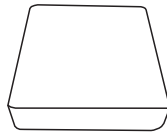
Carton

Materials

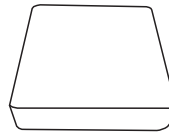
BOX 2 Depending on the number of sofa seats you purchased, you will receive different quantities of packages. The following installation steps are based on the example of a 6-seat arrangement.



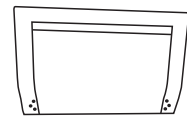
Z*1



A*1




B*1



G*1



H*1



L*1



O*5



P*1



Q*1



R*8



M8x18

S*16



M8x20

T*6



M8x35

U*8



W*32



X*2

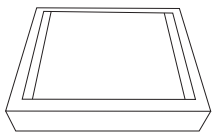


Y*1


Carton

Materials


BOX 3 Depending on the number of sofa seats you purchased, you will receive different quantities of packages. The following installation steps are based on the example of a 6-seat arrangement.



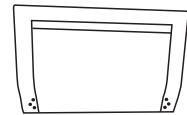
Z*1



A*1



B*1



G*1



H*1



L*1



O*5



P*1



Q*1



R*8



M8x18

S*16



M8x20

T*6



M8x35

U*8



W*32



X*2



Y*1

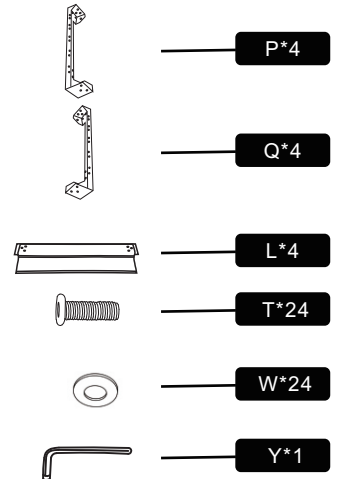
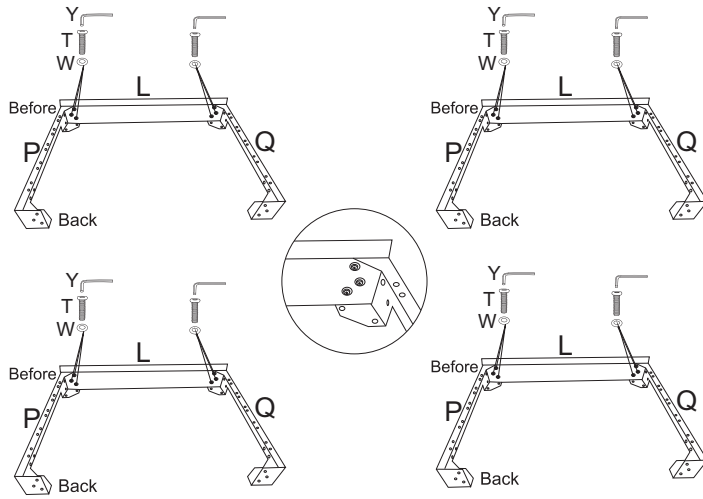
Installation Steps

Materials

STEP1

The seat front panel is assembled on the seat frame iron frame.

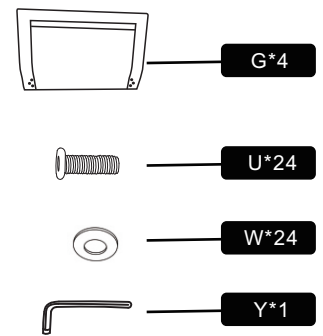
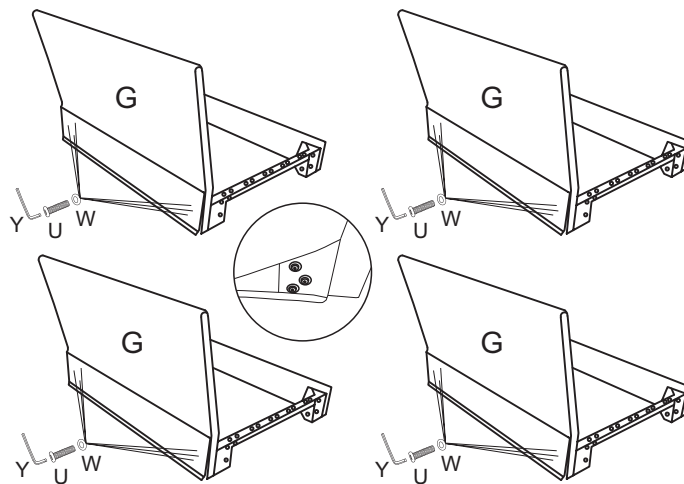
Tips: The number of seat frames installed will correspond to the number of seats you purchase.



STEP2

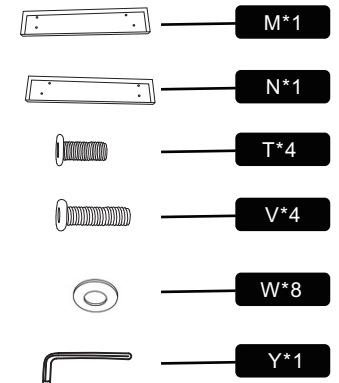
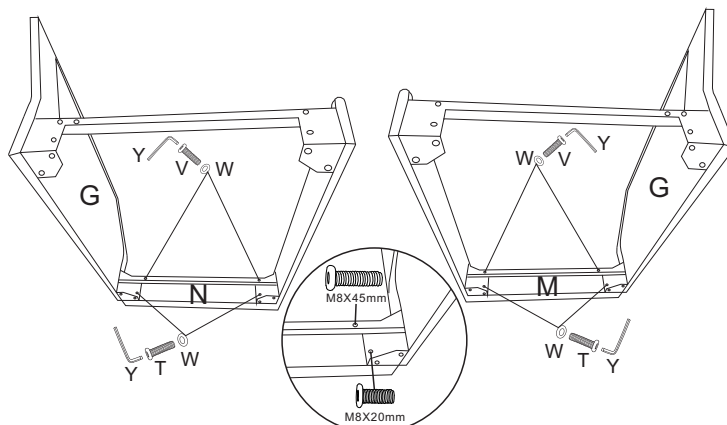
Assemble the back frame.

Tips: The number of seatbacks installed will correspond to the number of seats you purchase.



STEP3

Assemble the left and right armrests.

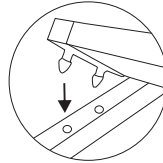



Installation Steps

Materials

STEP4

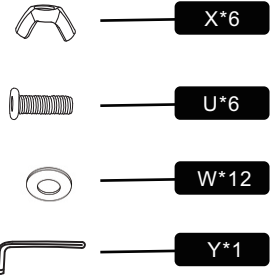
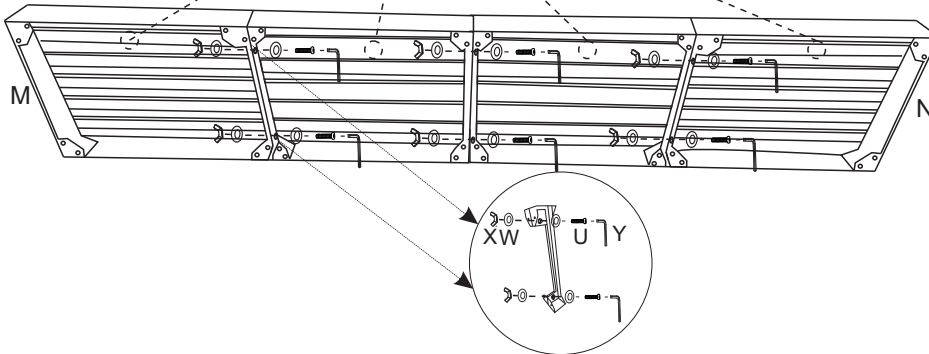
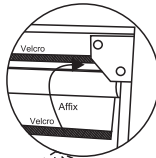
The rib strips are assembled on a seated iron frame.



Insert the protruding parts at both ends of the pork rib strips into the holes to achieve fixation.

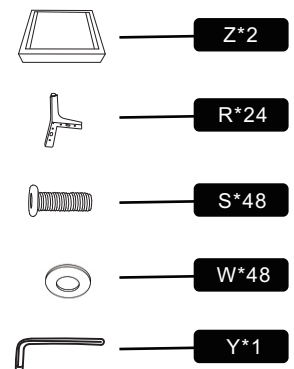
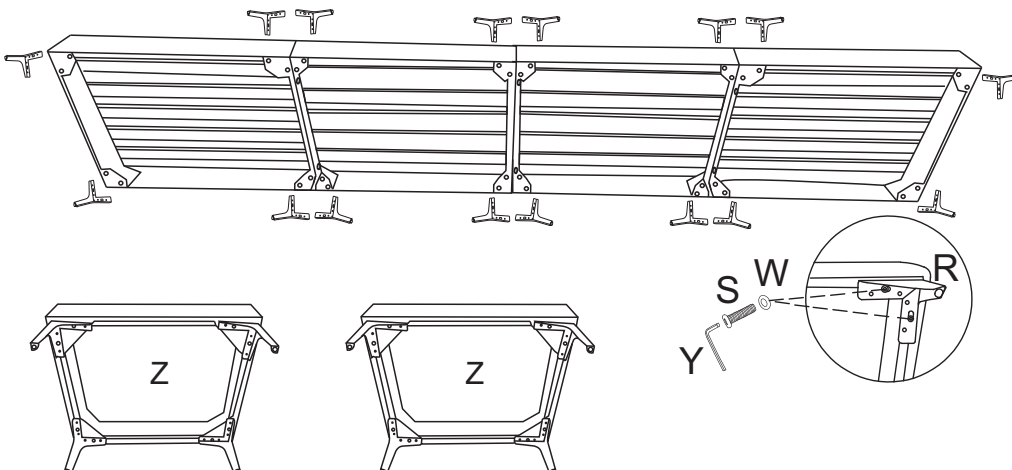
STEP5

Connect the seated frame.



STEP6

Assemble the feet.

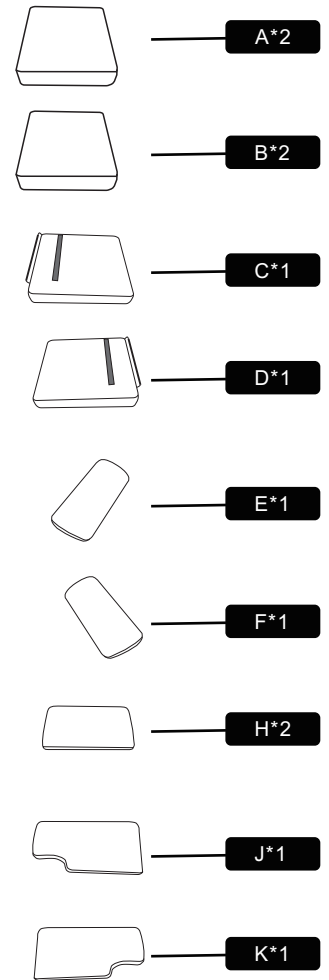
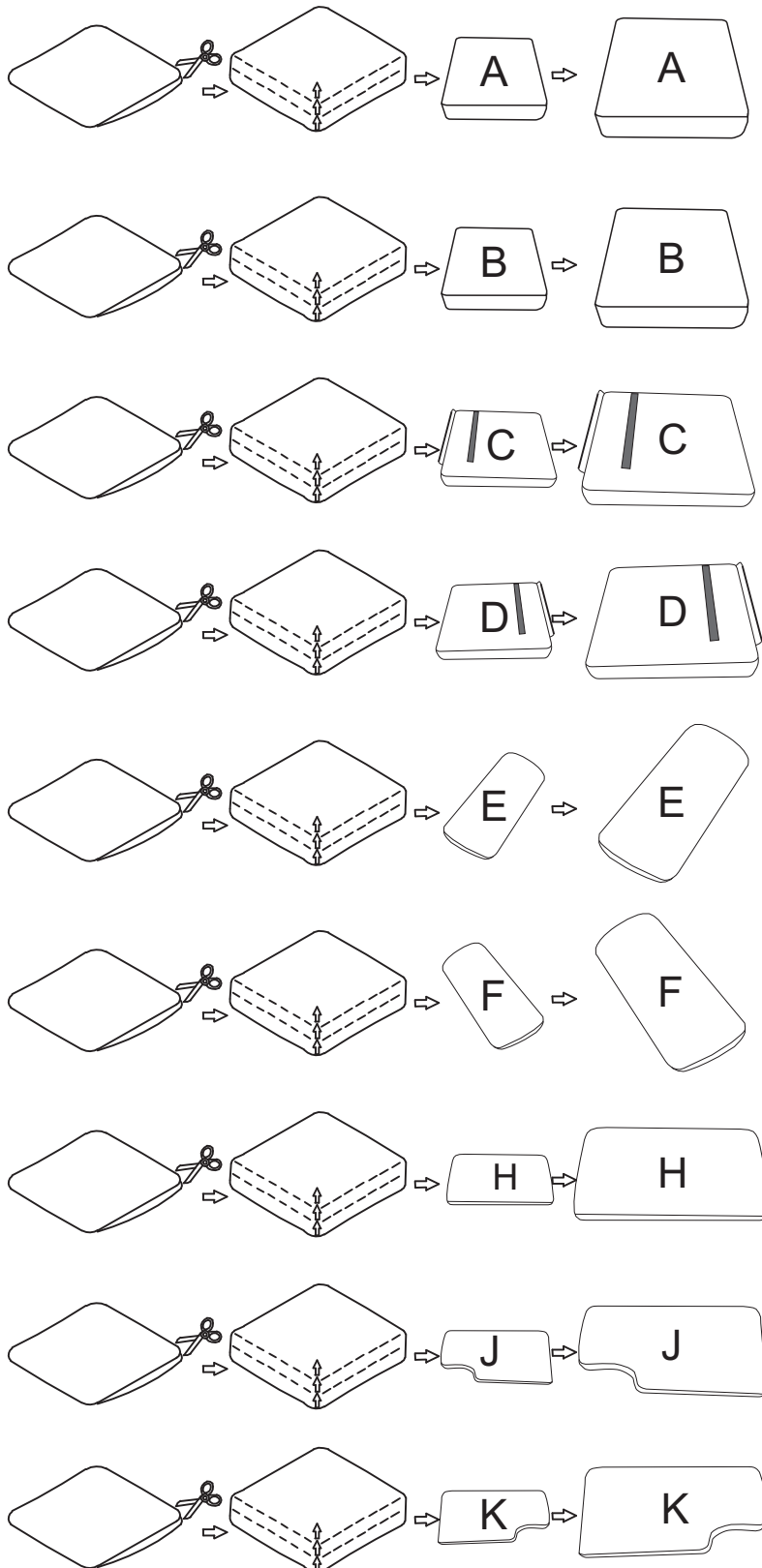


Installation Steps

Materials ▶

STEP 7

Unpack the compression package and pat gently, if there are wrinkles, do not worry, it will disappear in 36-72 hours.

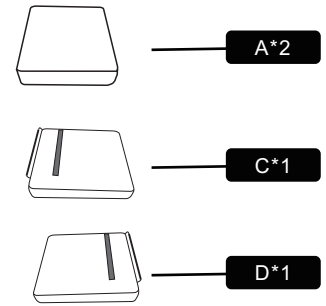
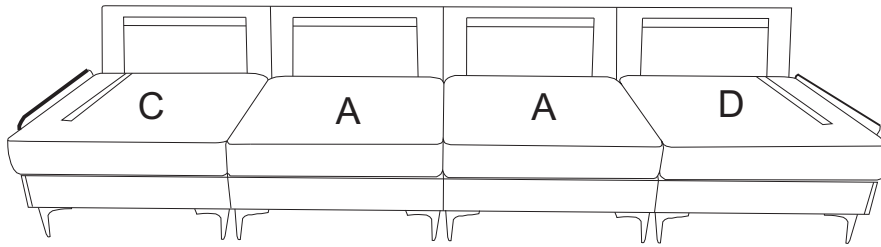


Installation Steps

Materials

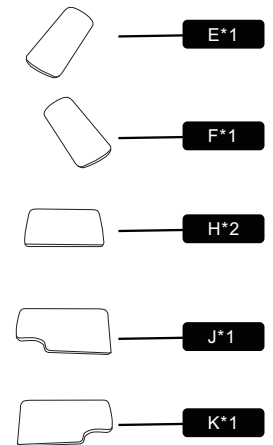
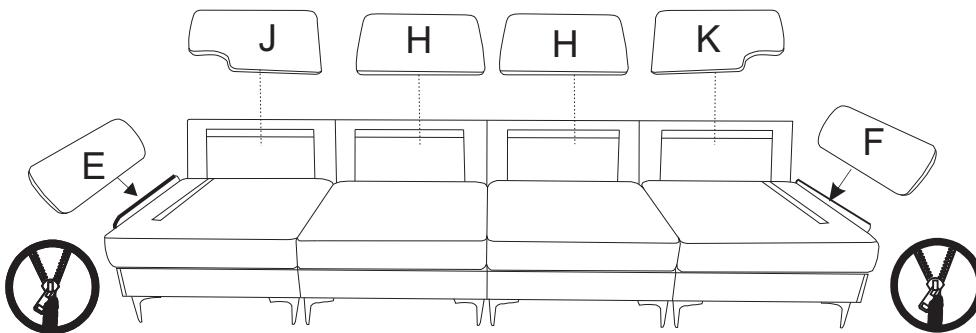
STEP8

Place the seat bag on the seat frame.



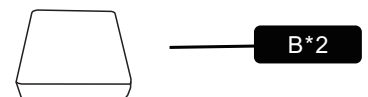
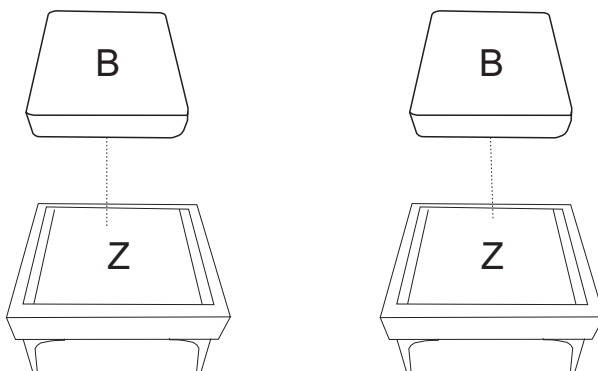
STEP9

Armrest bags, backpacks are placed in the corresponding positions.




STEP10

Place the footstool seat bag.



COMPLETE



Frequently Asked Questions

We understand that receiving damaged or defective products can be disappointing, and we're here to assist you every step of the way. Here's how to address common concerns and initiate a damage claim:

1.What should I do if my shipment is damaged or products received are defective?

We're genuinely sorry to hear about any inconvenience caused. Please reach out to us promptly, and our team will prioritize resolving the matter swiftly and effectively, please retain the original box in case a return is required.

2.Can I return the product if I'm not satisfied?

While we uphold stringent quality standards and collaborate with experienced manufacturers, we acknowledge that dissatisfaction may arise. If you're still unsatisfied, of receiving the product. Simply message us with your reasons for return, and we'll facilitate the process.