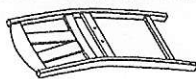













ASSEMBLY INSTRUCTION

DIMENSINONS : 21"D* 18-3/4"W* 41"H

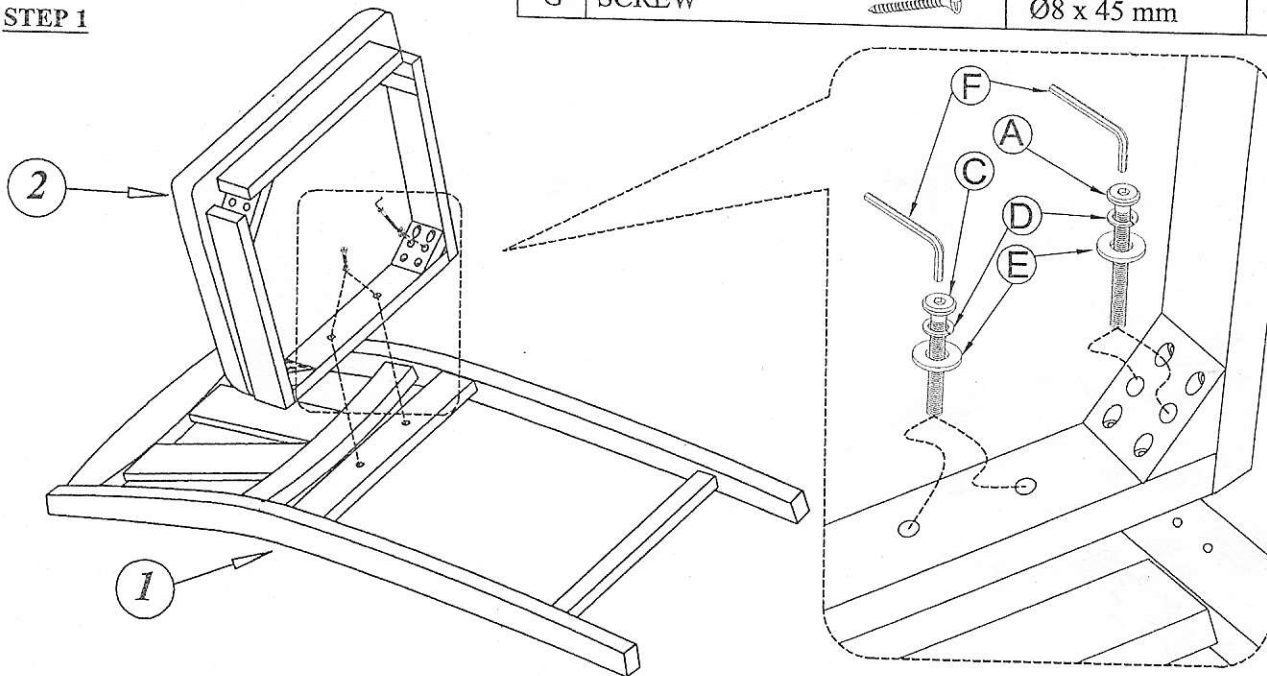
Item No : F1333

Description : HIGHT CHAIR

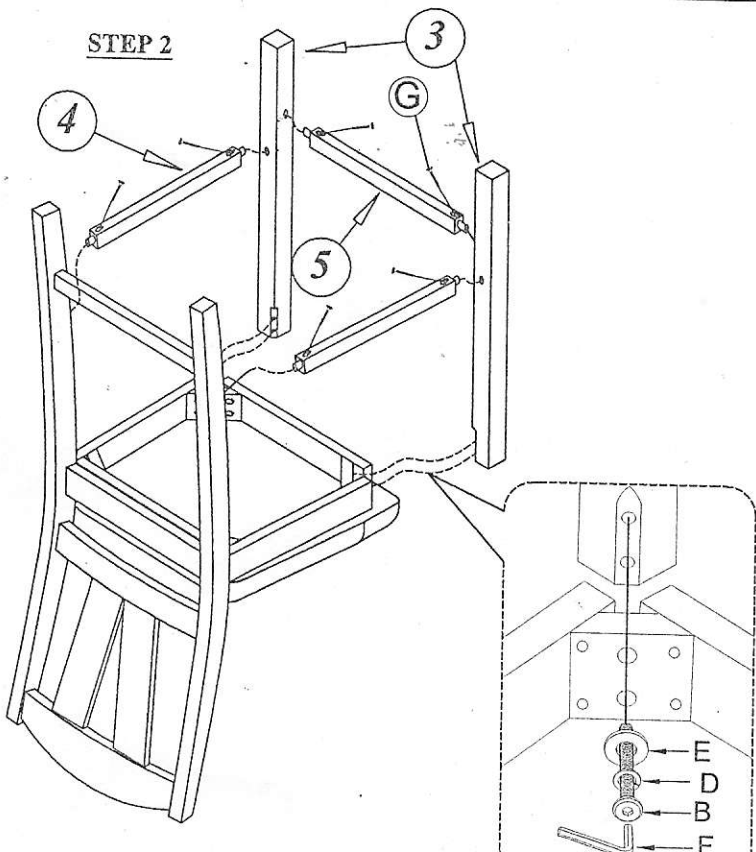
No	LIST OF PART	Q'TY
1	BACK FRAME 	1pc
2	SEAT FRAME 	1pc
3	FRONT LEG 	2pcs
4	SIDE STRETCHER 	2pcs
5	FRONT STRETCHER 	1pc

No	LIST OF HARDWARE	Q'TY
A	LONG BOLT 	Ø5/16" x 75mm 4pcs
B		Ø5/16" x 63.5mm 4pcs
C	SHORT BOLT 	Ø5/16" x 38mm 2pcs
D	LOCK WASHER 	Ø5/16" 10pcs
E	WASHER 	Ø5/16" x 19 x 2 10pcs
F	ALLEN KEY 	4 mm 1pc
G	SCREW 	Ø8 x 45 mm 6pcs

STEP 1



STEP 2



STEP 3

