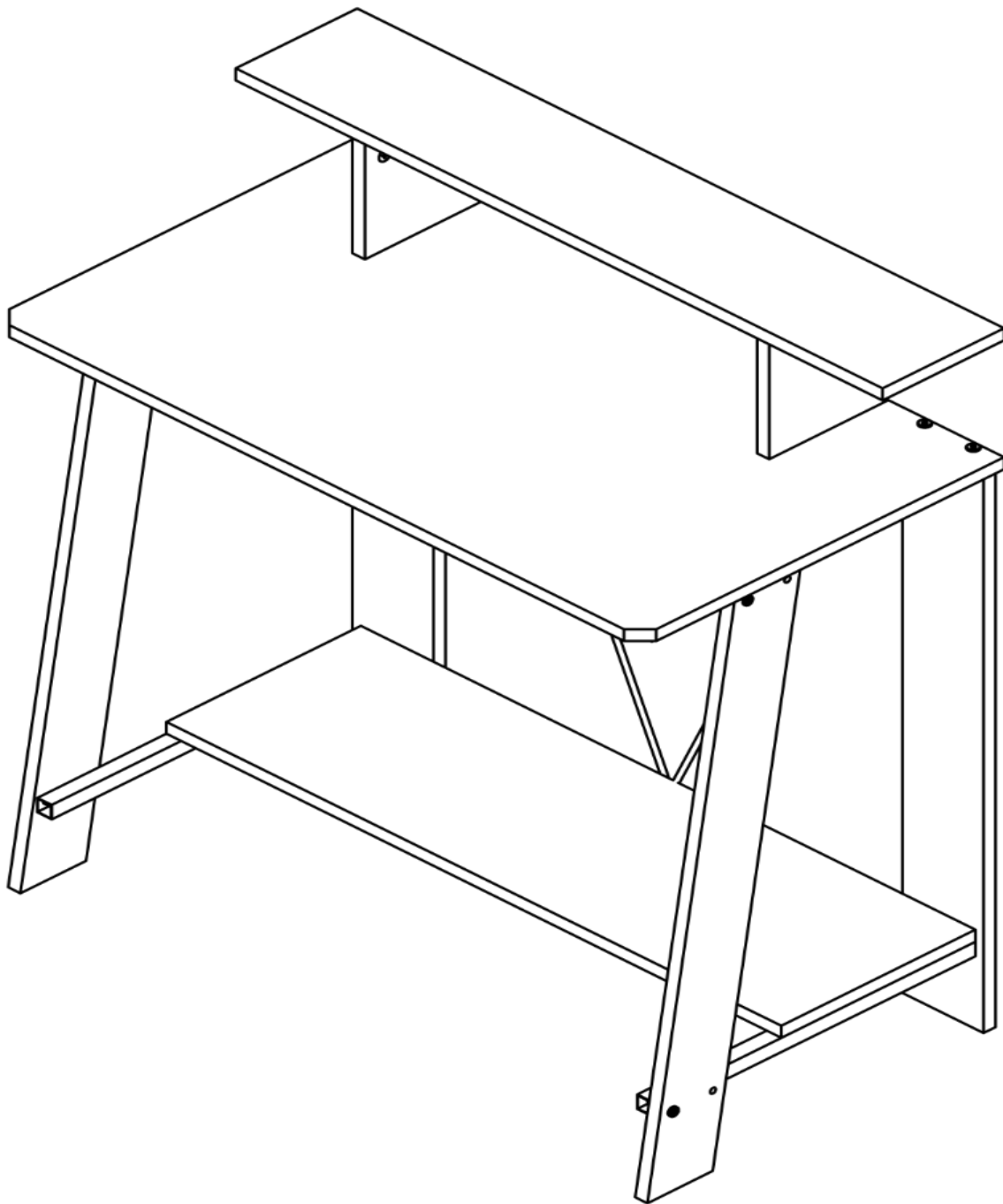


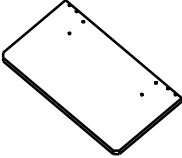

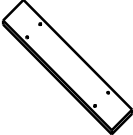



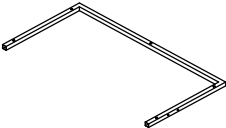
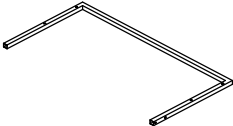

# **ASSEMBLY INSTRUCTION FOR ACME FURNITURE**

## **MODEL# 92730 92732 92734**



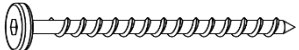
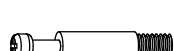


Thank you for purchasing the quality product. Be sure to check all packing material carefully for small parts which may have come loose inside the carton during shipment. Separate, identify and count all parts and metal hardware. Compare with all parts list to be sure all parts are present. If any part(s) are missing or damaged, please contact your local furniture dealer. For efficient and speedy service, please indicate the model number and code letter of part(s) needed.



**\*\* Do not fully tighten screws until fully assembled \*\*\***

	<b>COMPONENT PARTS</b>	
<b>DESCRIPTION</b>	<b>PART NAME</b>	<b>QTY(PCS)</b>
①	DESKTOP 	1
②	VERTICAL PANEL 	2
③	TOP SHELF 	1
④	BOTTOM SHELF 	1
⑤	REAR PANEL 	2
⑥	SIDE PANEL 	2
⑦	UPPER FRAME 	1
⑧	BOTTOM FRAME 	1
⑨	IRON BAR 	2

## HARDWARE REQUIRED

(A)		ALLEN BOLT	M6x28MM	21	PCS
(B)		ALLEN BOLT	M6x12MM	3	PCS
(C)		ALLEN SCREW	M5x50MM	8	PCS
(D)		CAM BOLT		4	PCS
(E)		CAM LOCK		4	PCS
(F)		ALLEN WRENCH		1	PCS

### Attention

\*\*\*Some number parts listed on the instruction sheet may not be in parts bag as they may already be assembled. Carefully check parts and packing materials prior to ordering replacements.

