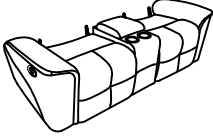





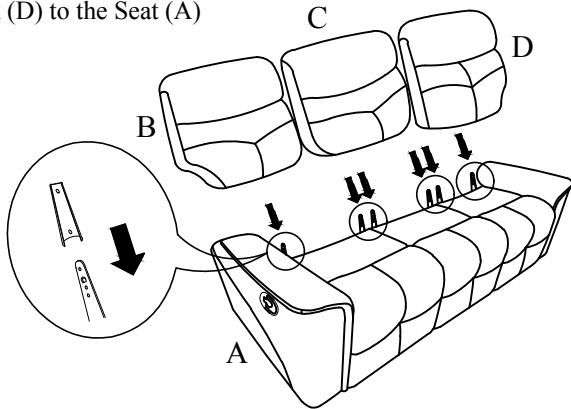


ASSEMBLY INSTRUCTION FOR ACME 55030 & 55035

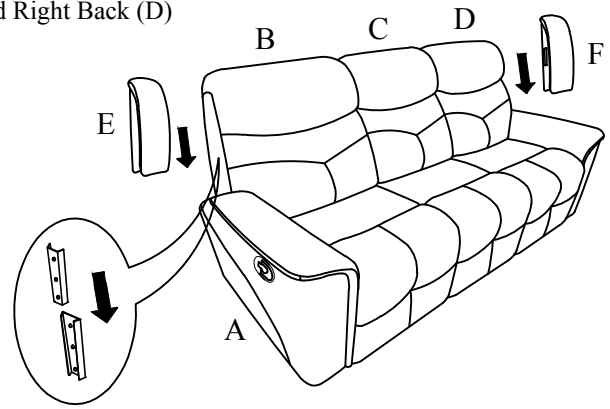
SOFA

PARTS LIST:				PARTS LIST:			
No.	Description	Sketch	Qty	No.	Description	Sketch	Qty
A	Seat		1 PC	D	Right Back		1 PC
B	Left Back		1 PC	E	Left Ear		1 PC
C	Middle Back		1 PC	F	Right Ear		1 PC

Step 1: Attach Left Back (B) , Middle Back (C) and Right Back (D) to the Seat (A)



Step 2: Attach the Left Ear (E) and Right Ear (F) to Left Back (B) and Right Back (D)



Step 3: Open the footrest by pull out the handle

