

# ET-007 Assembly Instruction

A\*1



Table top

B\*1



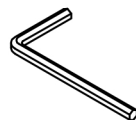
Table base

C\*4



Screw

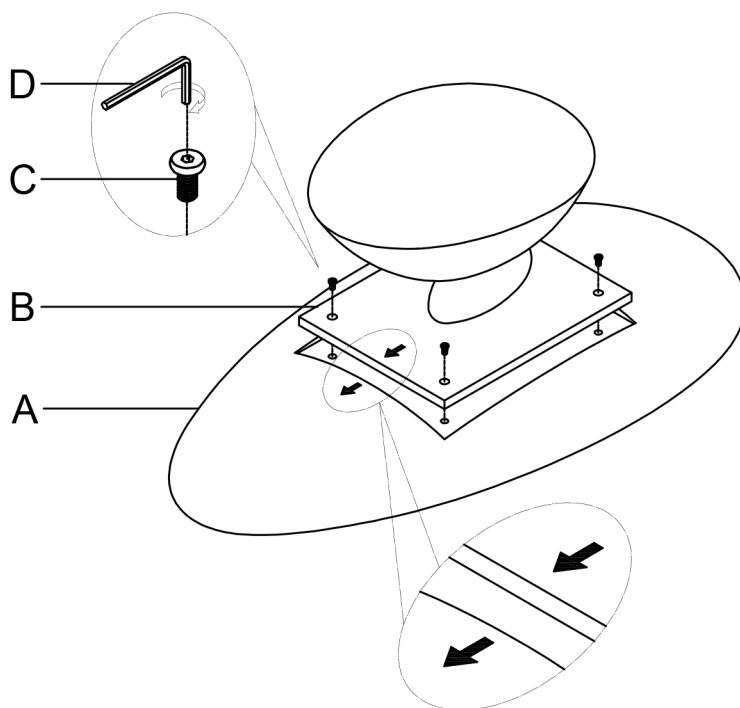
D\*1



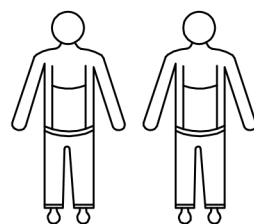
Wrench

## Step 1

**WARNING:** Please assemble the table base and table top in the same direction of the two arrows to ensure that the product is presented correctly!



Person X2



## Step 2

