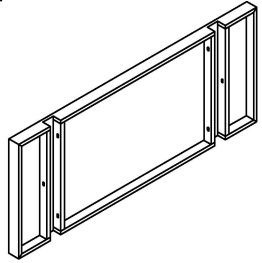
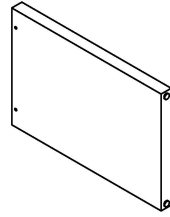


AX1



BX2



H1X6



H2X6



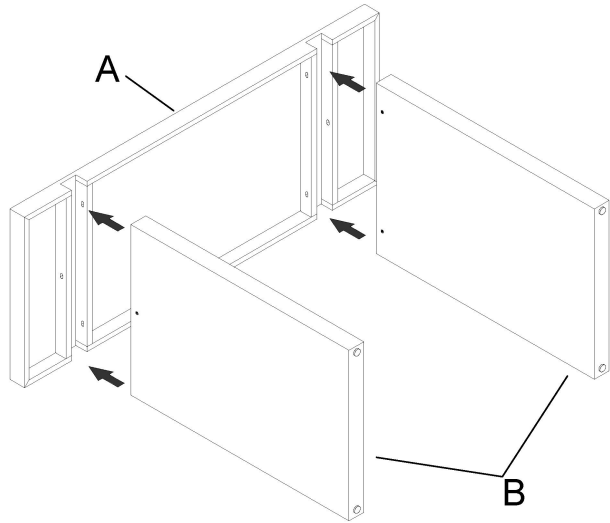
T



Extra Hardware
H1-2 pcs
H2-2 pcs

- Note:
1. Please do not tight any bolt unless all bolts are fixed at their respective places.
 2. After fixing the bolts tighten them simultaneously.
 3. Matching Parts Bolt (example AtoA)
 4. Two person assembly required.

1



2

