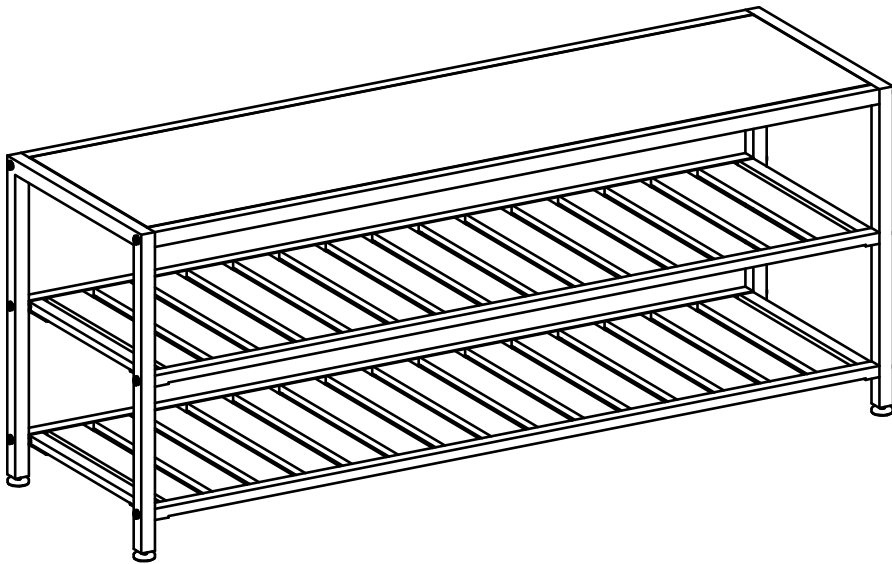


OWNER'S MANUAL



**3-TIER 42" X 14" X 18" BAMBOO SHOE BENCH -
BRONZE ANTHRACITE**

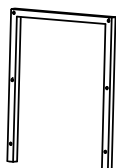
PARTS LIST

Your 3-Tier 42" x 14" x 18" Bamboo Shoe Bench should include the following parts. Please inspect box contents to ensure you have received all components.

If you are missing any parts, need assistance with assembly or have questions, please contact Customer Service.

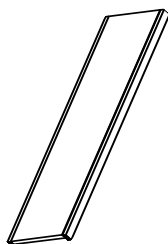
You will need no additional tools for assembly.

A



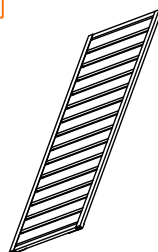
SIDE FRAME (2)

B



BENCH TOP (1)

C



SHELF (2)

D



SCREW (12)

E



**FEET
LEVELER (4)**

F

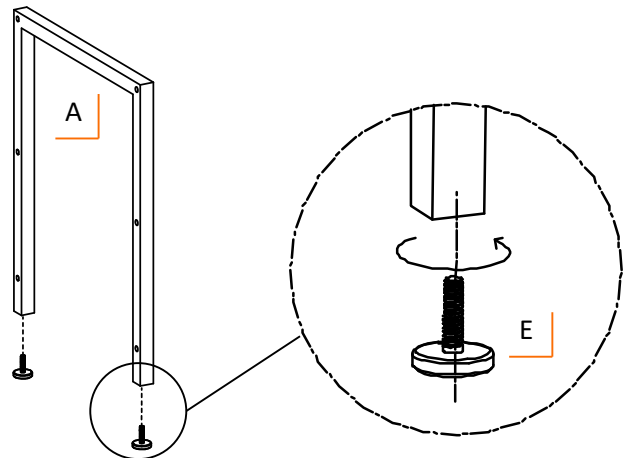
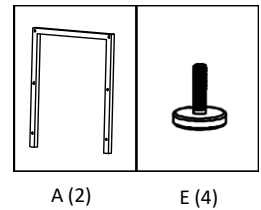


HEX KEY (1)

ASSEMBLY INSTRUCTIONS

STEP 1

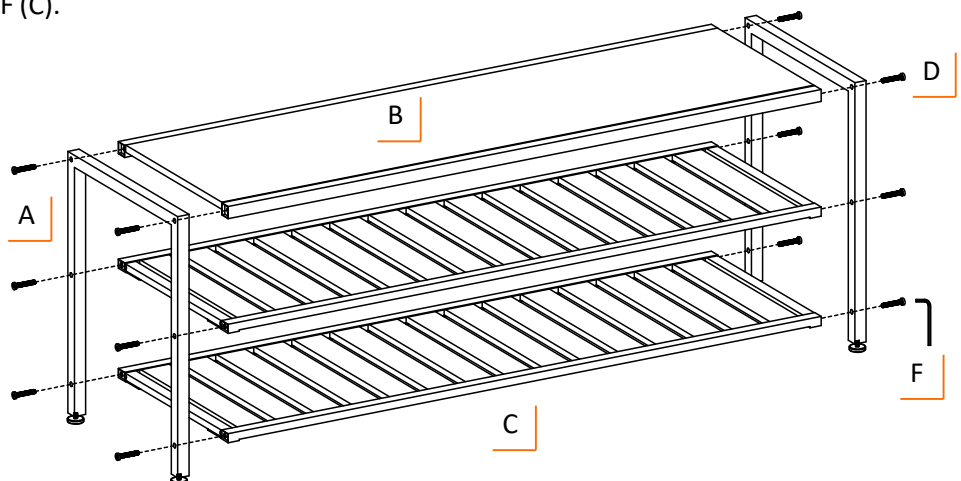
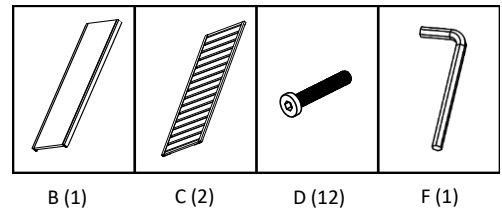
Screw FEET LEVELERS (E) into the bottoms of SIDE FRAME (A). Turn clockwise to screw in place.



STEP 2

Using the included HEX KEY (F), fasten all SCREWS (D) to connect SIDE FRAME (A) with BENCH TOP (B).

Do the same for SHELF (C).



SERVICE PARTS LIST

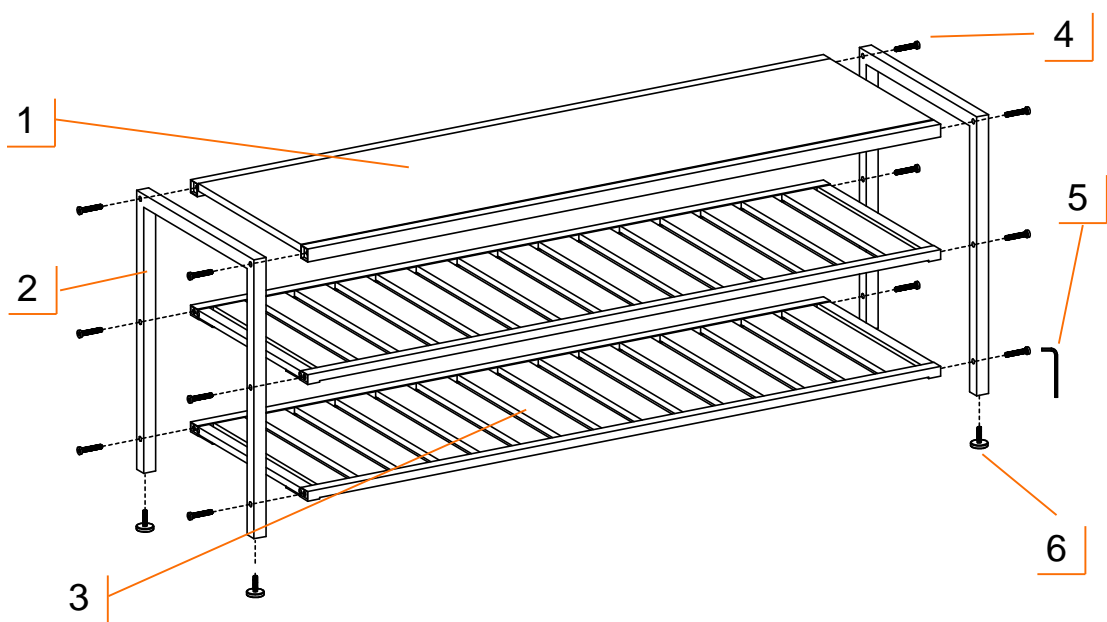
Our Customer Service provides the following replacement parts:

Description

- 1) Bench Top
- 2) Side Frame
- 3) Shelf

Description

- 4) Screw
- 5) Hex Key
- 6) Feet leveler



WARNINGS

1. **Read and understand all instructions.** Failure to follow all instructions may result in injury and/or damage.
2. **The warnings, cautions, and instructions discussed in this manual cannot cover all possible conditions or situations that may occur.** The user must always be aware of their environment and ensure that they use the product in a safe and responsible manner.
3. **Do NOT modify the product in any way.** Unauthorized modification may impair the function and/or safety of the product, and may affect the life of the product.
4. **Check for damaged parts.** Before using this product, carefully check that all parts are in good condition, and that the product will operate properly and perform its intended function. Check for damaged parts and any other conditions that may affect the operation of this product. Replace damaged or worn parts, and never use this product with a damaged part.
5. **Do NOT overload the product.**

Weight capacity of Bench Top (evenly distributed)	300 lb
Weight capacity per shelf (evenly distributed)	50 lb
Total weight capacity of Shoe Bench (evenly distributed)	400 lb

6. **Do NOT allow children to climb or play around the product.**

CARE AND MAINTENANCE

- Bamboo can be maintained with mineral oil for best results.
- Avoid harsh, abrasive cleaners, and other corrosive chemicals.
- The product is designed for indoor use. Wipe dry and keep out of direct sunlight.

PRODUCT REGISTRATION

Thank you for purchasing a 3-Tier 42" x 14" x 18" Bamboo Shoe Bench. In order to register your product and receive streamlined customer service, please fill out the following Product Registration Form.

First Name: _____ Last Name: _____

Address: _____

City: _____ State: _____ Zip Code: _____

Email Address: _____ Phone: _____

Product Model #: _____ Purchase Date: ____ / ____ / ____

Location of Purchase: _____

Please rate the importance of each feature (1=least important; 10=most important)

Quality ____ Price ____ Size/Capacity ____ Appearance ____ Other ____

How did you hear about our product?

- ☐ Magazine Ad ☐ Catalog ☐ Salesperson ☐ Word of Mouth
☐ Internet ☐ Store Display ☐ Other

Marital Status: ☐ Single ☐ Married

Household Income: ☐ Below \$50,000 ☐ \$50,000-\$150,000 ☐ \$150,000+

Education: ☐ High School ☐ College ☐ Graduate School

Primary Residence: ☐ Own ☐ Rent

Comments/Suggestions:



LIMITED WARRANTY

3-Tier 42" x 14" x 18" Bamboo Shoe Bench

LIMITATION OF REMEDIES AND LIABILITY

CONTACT US

**QUESTIONS? NEED PARTS?
WE ARE HERE TO HELP!**

Please feel free to contact us. There are no questions too small, or any problems too big. We're committed to providing our customers with the highest level of service.