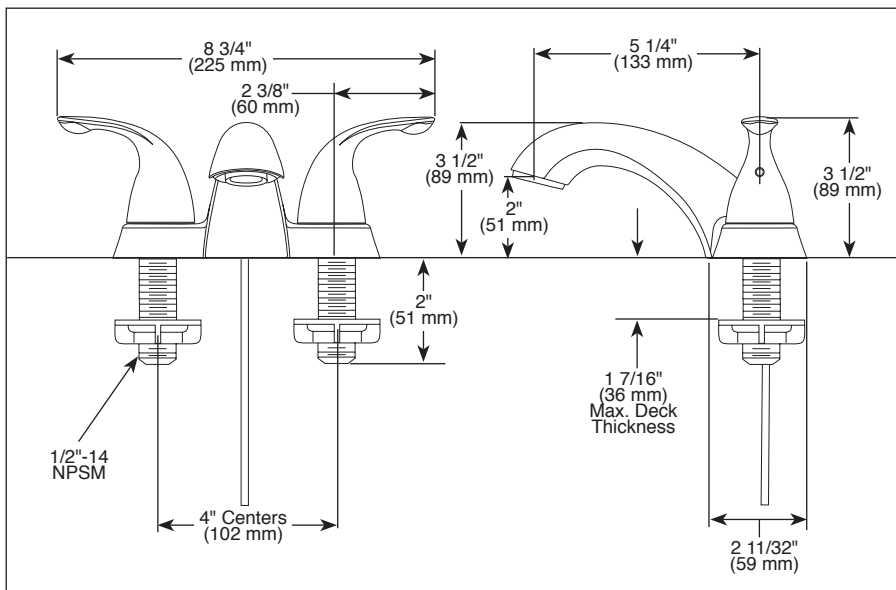
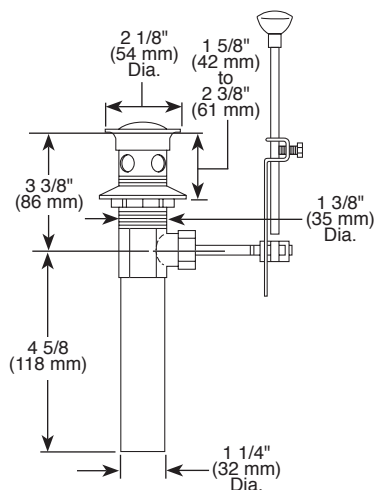


Submitted Model No.: _____

Specific Features: _____



Metal Pop-Up



▲ Designate proper finish suffix



LAVATORY FAUCETS

- Classic Series
- Two Handle Deck Mount
- 2 and 3 Hole Sink Applications
- 4" Centerset

STANDARD SPECIFICATIONS:

- Solid brass fabricated body.
- 4" (102 mm) centerset.
- 5 1/4" (133 mm) long, 3 1/2" (89 mm) high rigid spout.
- Hot and cold stems are interchangeable.
- Brass stems with 1/4 turn handle stops.
- Control mechanism is a rotating cylinder with stainless steel plate and 180° rotation, with replaceable non-metallic seats operating in stainless steel lined sockets.
- 1/2"-14 NPSM threaded male inlet shanks.
- Maximum flow rate 1.5 gpm @ 60 PSI.
- Models with suffix "MPU" have metal drain with pop-up type fitting with plated flange and stopper.

WARRANTY

- Lifetime Faucet and Finish Limited Warranty to the original consumer purchaser to be free from defects in material and workmanship.
- 5 Year Limited Warranty for usage in all industrial, commercial and business applications.

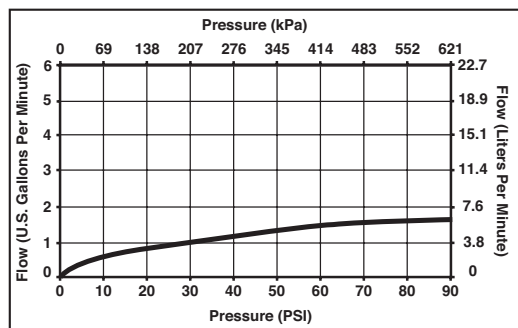


COMPLIES WITH:

- ASME A112.18.1 / CSA B125.1
- ASME A112.18.2 / CSA B125.2

Indicates compliance to ICC/ANSI A117.1

- Verified compliant with .25% weighted average Pb content regulations.



Delta reserves the right (1) to make changes in specifications and materials, and (2) to change or discontinue models, both without notice or obligation. Dimensions are for reference only. See current full-line price book or www.deltafaucet.com for finish options and product availability.

DSP-L-2503LF Rev. B

55 E. 111th Street, Indianapolis, Indiana 46280
350 South Edgeware Road, St. Thomas, ON N5P 4L1
© 2013 Masco Corporation of Indiana