Contemporary Lighting

Please consult your electrician for hanging fixture and wiring.

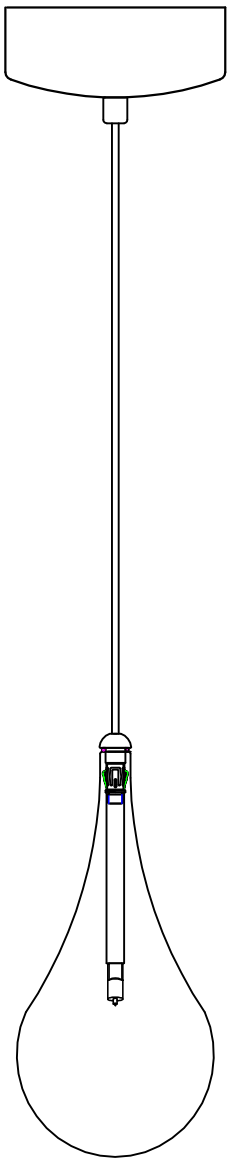

WARNING: Wires need to be connected to driver found in canopy and should not be connected directly to power source or a short may occur

Bulbs (Included): 1 x 1.5W G4 LED

PRODUCTS ARE NOT INENDED
FOR COMMERCIAL USE.

MADE IN CHINA

IMPORTANT: Turn off the power at the main fuse or circuit breaker box before starting installation

(A)
Mounting Bracket

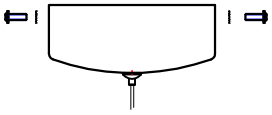

(B)
Canopy

(C)
Socket

(D)
G4 Bulb

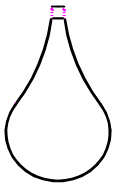

(E)
Glass

Locate all hardware & components before discarding packaging

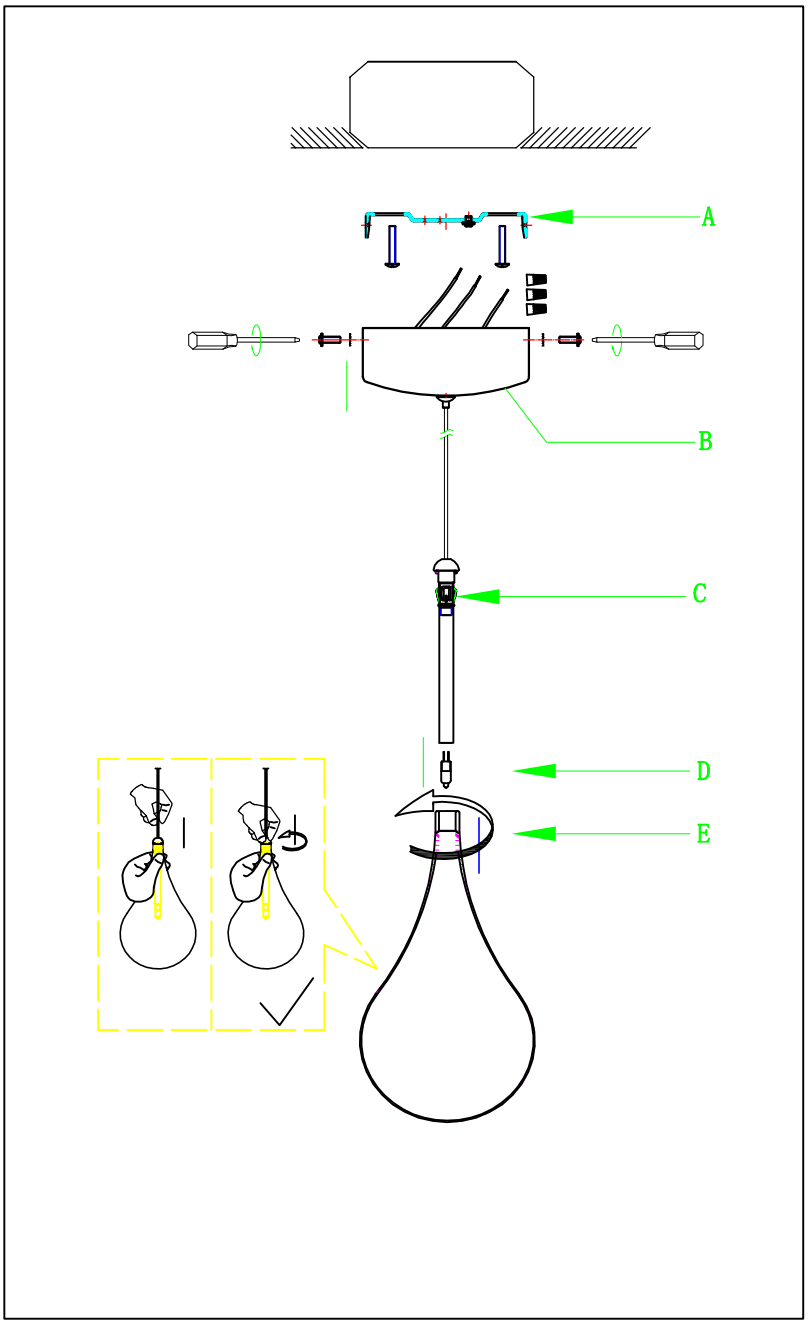

1.)

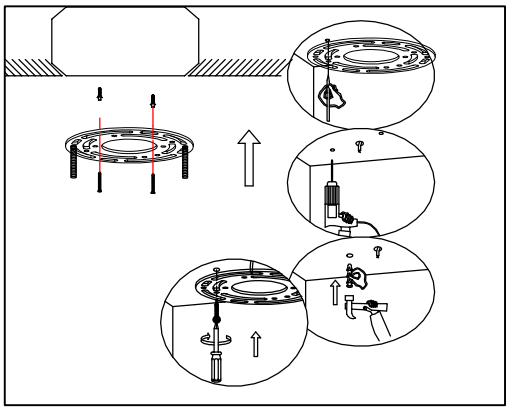

Step.1: Remove Mounting Bracket (A) from Canopy to install to electrical box

2.)

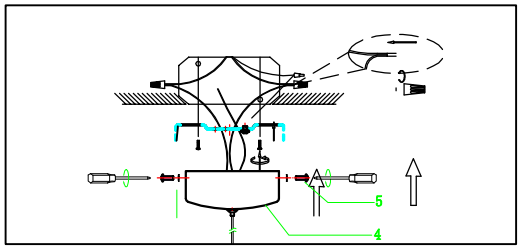

Step.2: Wire fixture to wires in outlet box. Green wire is for Ground. Secure canopy (B) to mounting bracket using screws on the sides of the canopy.

3.)

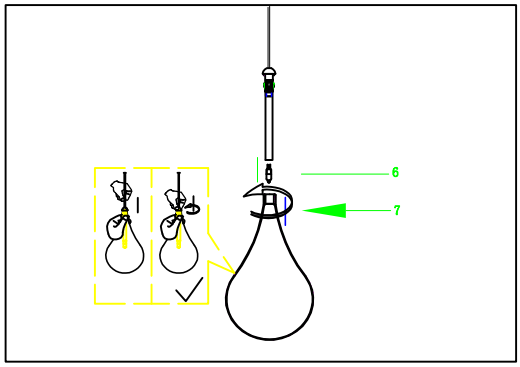

Step.3: Install G9 bulb (E) provided. Gently turn glass (F) onto socket (D) to secure.

Cleaning & Care:

Clean with soft cloth and a mild detergent.
Do not use abrasive cleaner.