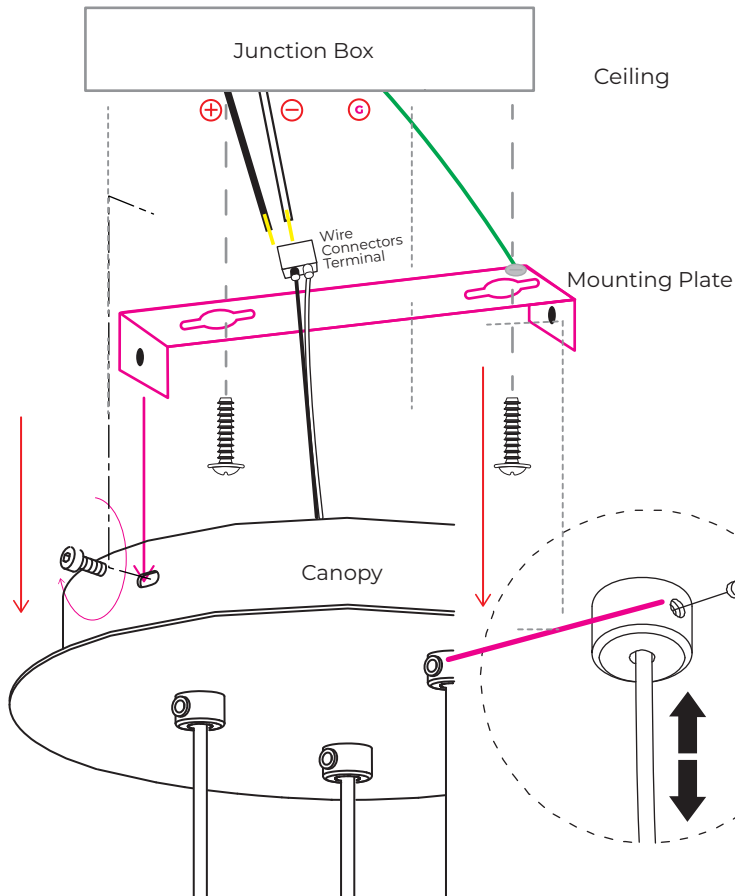


DIRECT WIRE FIXTURES: WE STRONGLY RECOMMEND INSTALLATION BY A LICENSED ELECTRICIAN.

These instructions are provided for your safety. It is important that they are read completely before beginning the installation of your fixture. Turn the Power to fixture "OFF" before assembly.

Attach canopy to ceiling and connect to power source.



Changing the Length of the Wire:

Simply take a screwdriver* and locate the screw hole where the wire hangs on the bottom of the canopy.

*Do not utilize a drill in order to loosen the screw.

Twist the screw and gently pull the wire to adjust the wire to desired length you would like your pendant to hang. The wire can adjust both up and down.

Cleaning:

Simple dusting is enough for the day-to-day upkeep of your chandelier. Do not use any chemicals or sprays to clean your Glass Chandelier as this may damage the glass. Do not use a dishwasher to clean the glass.

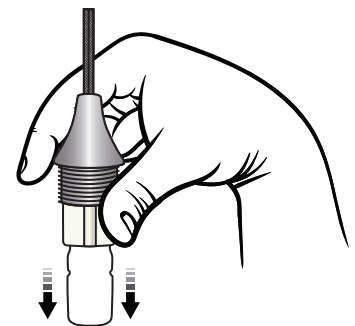
To clean the glass it is best if you use a dry clean micro fiber cloth for the outside. For the inside you can use a cotton tip type of wire rod. The cotton tip bristles are just to wipe off like a finger smear on the glass.

Changing the light bulb:

1. Unthread the glass shade from the socket assembly while holding the socket stationary. Do not allow the socket assembly to twist. Pull out the bulb while holding the socket.

2. Replace the light bulb in the threaded socket by pushing the bulb upwards to click into position.

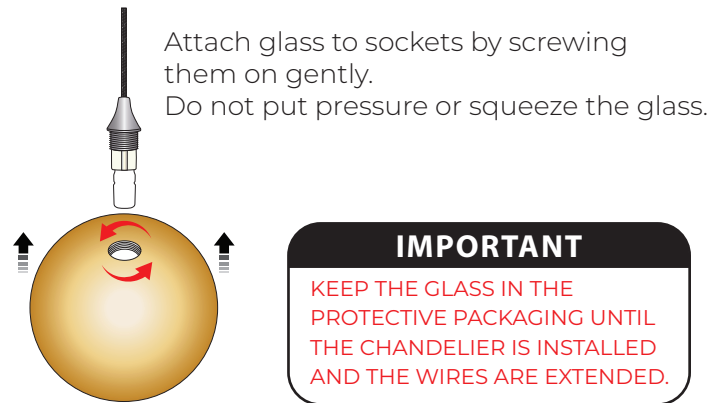
3. Re-install the glass shade by threading it onto the socket.



Install Glass:

Glass should be handled gently and with care. **Installation to be done by licensed electrician.**

WARNING: When installing the glass make sure it does not collide together with the other glass pieces installed.



Bulbs: Bulbs are supplied with chandelier. Make sure you use G9 / LED / DIM / 2700K – 3000K bulbs. Halogen bulbs up to 40 Watts each can be used in the chandelier.

Your chandelier is built to work with both LED & Halogen bulbs up to 40 watts per bulb. The bulbs installed are G9 / LED / DIMMABLE and can be found in online stores like Amazon, Home Depot, Lowes & many other lighting stores.