


ASSEMBLY INSTRUCTIONS



Description : TABLE 42" ROUND WITH 4 TAPERED LEGS

Dimension : 42"Wx42"Dx30"H

Cube Size : 44.2"x44.2"x4.7"

NW: 57.2 LBS

GW: 63.8 LBS

TABLE 42" ROUND WITH 4 TAPERED LEGS

BEFORE ASSEMBLY

Thank you for purchasing this quality product. This product has been designed for easy assembly and constructed for durability. Please take the time to read and follow the assembly instructions carefully.

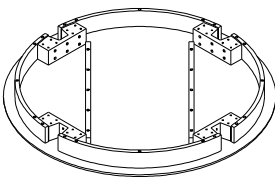
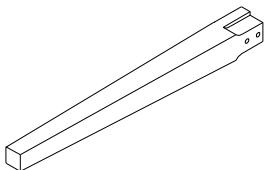
Be sure to check all packing material carefully for small parts which may have come loose inside the carton during shipment. Please separate, identify, and count all parts and metal hardware. Compare with part list to be sure all parts are present. If hardware is missing or you have difficulty assembling this product, please call for us.

IMPORTANT NOTE:

- Place all wooden parts on a clean and smooth surface such as a rug or carpet to avoid the parts from being scratched.
- Remove all wrapping material, including staples & packing straps before you start to assemble.
- DO NOT tighten all screws and bolts until completely assembled.
- Keep all hardware parts out of reach of children.

PART LIST

When unpacking, please be careful not to discard any parts with the packaging. Before continuing, please make sure you have the following parts:

| NO | Description | Qty | Sketch | NO | Description | Qty | Sketch |
|----|-------------|-----|--|----|-------------|-----|--|
| A | Top | 1 |  | B | Table Leg | 4 |  |

HARDWARE LIST

When unpacking, please be careful not to discard any parts with the packaging. Before continuing, please make sure you have all of the following hardware:




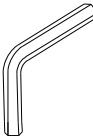
| NO | Description | Qty | Sketch | NO | Description | Qty | Sketch |
|----|-----------------------------|-----|---|----|-----------------------------|-----|---|
| 1 | Bolt (M8x70) | 8 |  | 2 | Lock washer (Φ8.5xΦ11mm) | 8 |  |
| 3 | Flat Washer (Φ8.5xΦ19mm) | 8 |  | 4 | Allen key (M4mm) | 1 |  |

TABLE 42" ROUND WITH 4 TAPERED LEGS

STEP 1

Attach legs (B) to the top (A) with Bolts (1) and washers (2), (3). Tighten with the Allen Key (4).

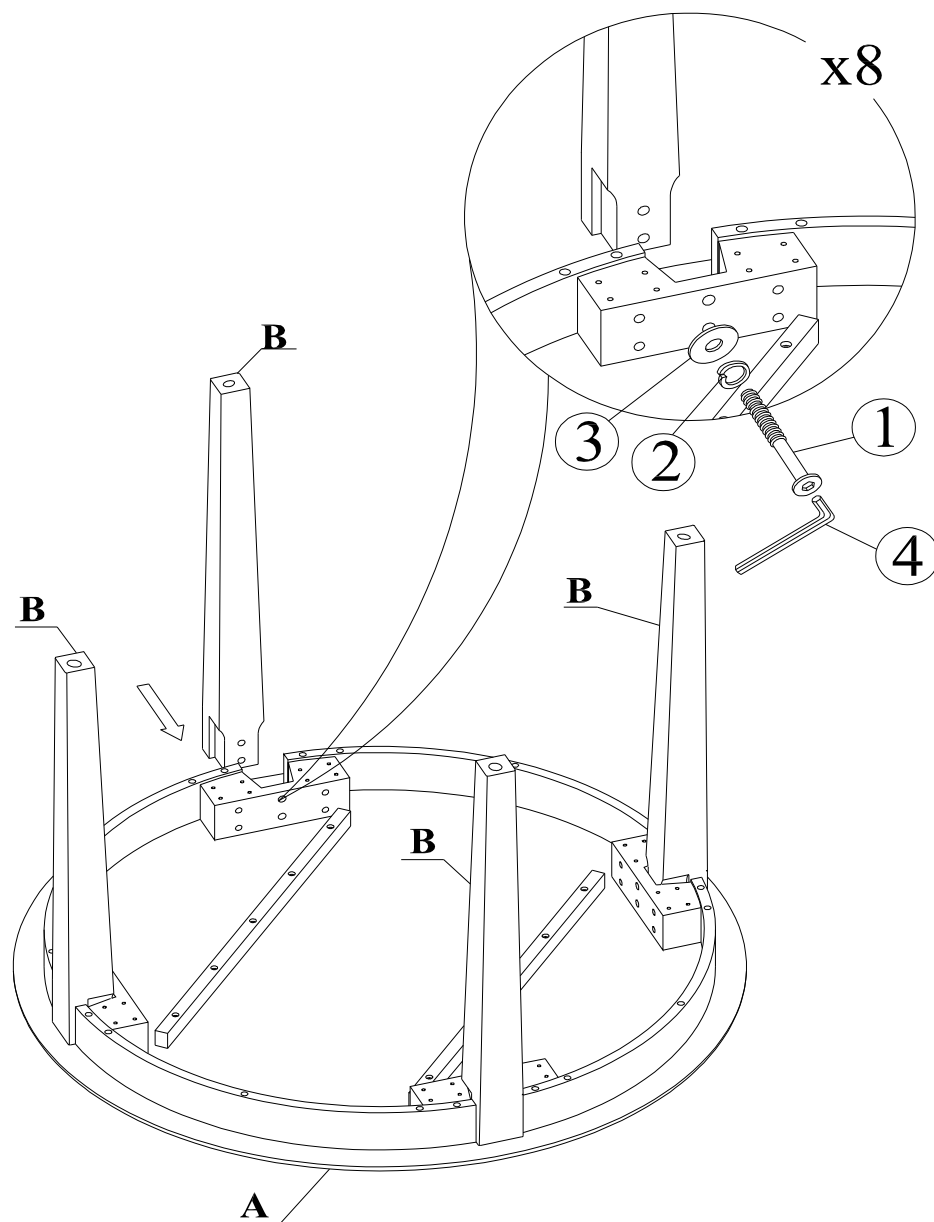


TABLE 42" ROUND WITH 4 TAPERED LEGS