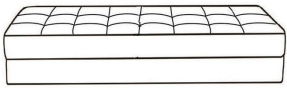
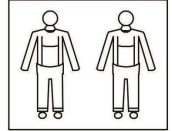
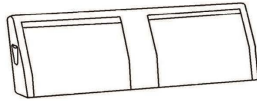


ASSEMBLY INSTRUCTION

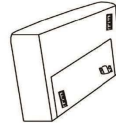
SOFA



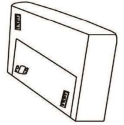
A*1




B*1




C*1-LEFT



C*1-RIGHT



D*2



E*2



F*2



G*2



H*2



I*1



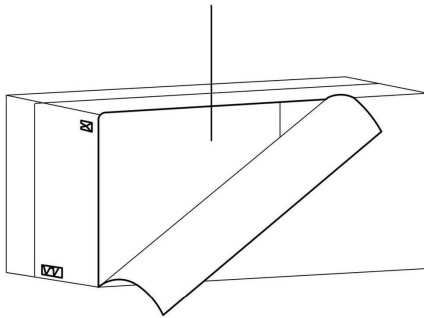
J*2



K*4

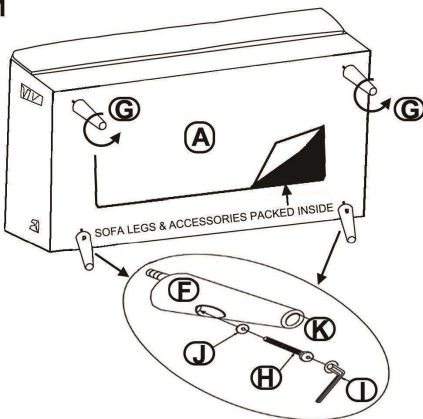
KINDLY REMINDER

D*2, E*2, F*2, G*2, H*2, I*1, J*2, K*4
PACKED IN SOFA STORAGE

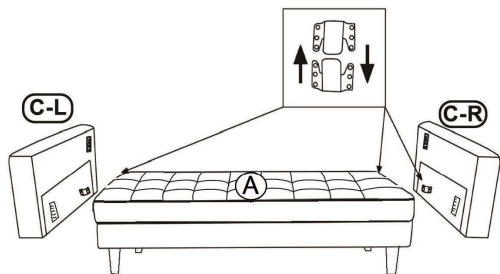


CAREFULLY UNPACK AND PLACE THE SOFA BODY (A) ON A CLEAN FLAT SURFACE TO SHOW THE BASE AS SHOWN.
UNPACK PARTS FROM THE STORAGE COMPARTMENT

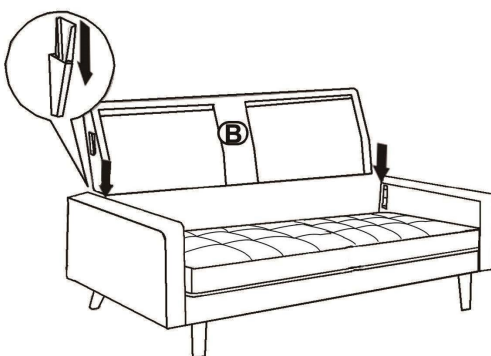
STEP 1



STEP 2



STEP 3



STEP 4

