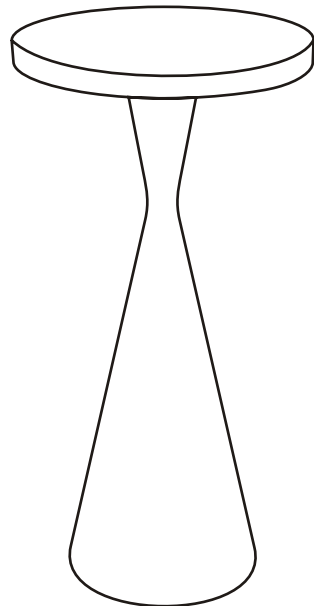


JONATHAN Y



MODEL # END4003A

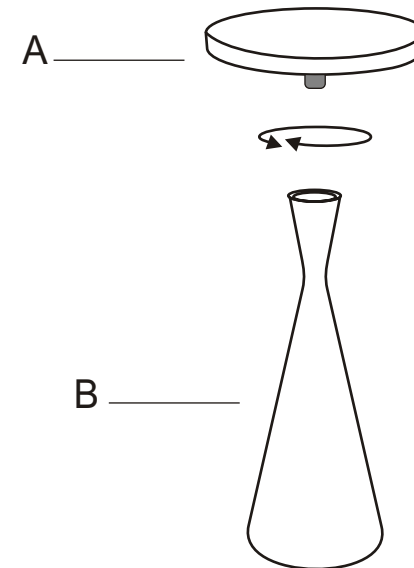
Product Dimension: 10.00"D x 10.00"W x 22.00"H



If there are any questions relating to defects, missing parts, assembly issues or replacements, please send a detailed email to cs@jonathany.com.

Part List And Hardware List

PIECE	DESCRIPTION	PICTURE	
A	TOP		1X
B	BASE		1X



WEIGHT CAPACITY- 30 LBS

WARNING- DO NOT STAND ON UNIT

WARNING- DO NOT OVER TIGHTEN

AS OVERTIGHTENING CAN CAUSE THREADS TO SLIP