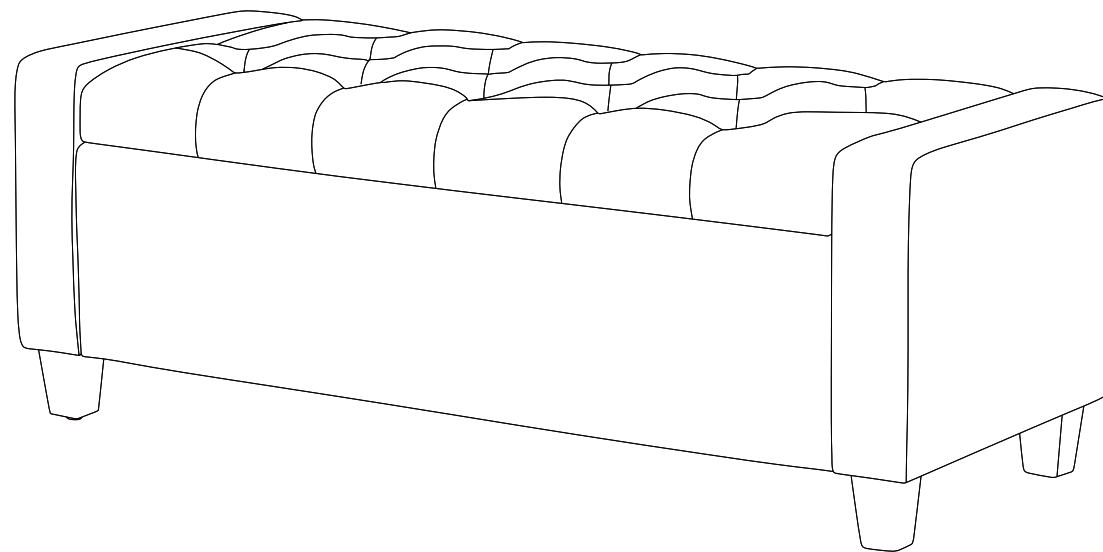


Instruction Manual

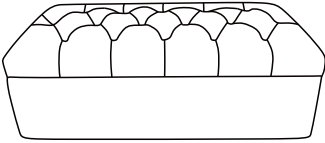
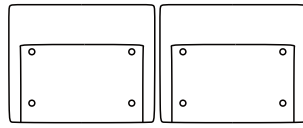

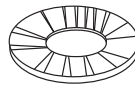




User Guide

Make life better

Warm tips: We are proud of high-quality products and satisfactory service, but the goods may encounter special circumstances during transportation, if you receive the goods with missing or damaged parts, please take photos and contact our customer service before returning the goods , we will customize a solution that satisfies you, thank you.



Instruction

NO	DESCRIPTION		QTY
A	Seat Frame		1
B	Armrests		2
C	Legs		4
D	Plastic Washers		4
E	Screw	Φ 5/16"*2L 	8
F	Flat Washer	Φ 5/16"*22mm 	8
H	Lock Washer	Φ 5/16" 	8
G	Allen Wrench	Φ 5mm 	1

Note: First open the storage bench and take out the armrests B, legs C and hardware package.

Installation Method

