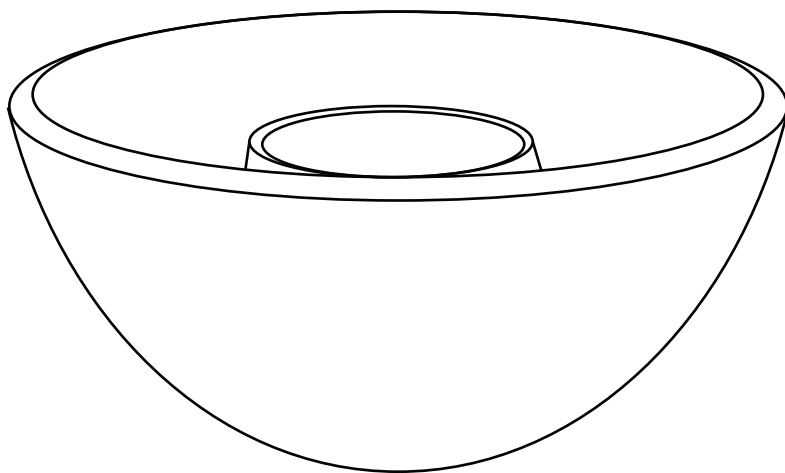


# USE AND CARE GUIDE



Ethanol Tabletop Fire Bowl

## ASSEMBLY INSTRUCTIONS AND WARNING

IMPORTANT, RETAIN FOR FUTURE REFERENCE : READ CAREFULLY



### Warning

- Read all instruction and canister labels warnings carefully before igniting.
- Keep out of reach of children and pets
- Never leave a ethanol burner unattended
- Hot while in use
- To prevent burn injuries, snuff and allow to cool for 30 minutes before handling, refilling or cleaning
- To avoid any serious injury or property damage, please follow all instructions and warnings.
- For Outdoor use only

Note: The fuel is NOT included.

### INSTRUCTIONS FOR USE:

1. INSTALLING: FIND A SUITABLE OUTDOOR ONLY LOCATION FOR THE FIRE BOWL. DO NOT PLACE FIRE BOWL UNDER COVERED SHELTER NEAR PEDESTRIAN TRAFFIC OR COMBUSTIBLES SUCH AS WOOD STRUCTURES, FUEL, CLOTHING OR DRY VEGETATION. REMOVE HANG TAG AND ANY OTHER WARNINGS BEFORE LIGHTING AND RETAIN FOR REFERENCE.

2. FILLING: TO OPEN LID, AND FILL WITH FIRE BOWL FUEL TO FILL LEVEL INDICATED ON CANISTER. DO NOT OVER FILL. PLACE CANISTER BACK INTO FIRE BOWL, PLEASE RETAIN CAP FOR STORAGE. USE ETHANOL ONLY, NEVER USE GASOLINE, KEROSENE OR OTHER FLAMMABLE/COMBUSTIBLE FLUIDS.

3. LIGHTING: THE ETHANOL SHOULD BE NO HIGHER THAN  $\frac{3}{4}$ ".  
CAUTION: KEEP CLOTHING, HAIR AND FACE AWAY FROM THE FLAME WHEN LIGHTING.  
THE USE OF A LONG STEM BBQ STYLE LIGHTER IS RECOMMENDED.

4. EXTINGUISHING & STORAGE : CAREFULLY PLACE THE LID OVER THE CAN UNTIL FLAME IS EXTINGUISHED. TO PREVENT SNUFFER CAP FROM IGNITING, REMOVE AFTER FLAME IS EXTINGUISHED

5. THE BASE MUST BE STORED INDOORS DURING WINTER OR WHEN TEMPERATURE IS BELOW 50°F (10°C)



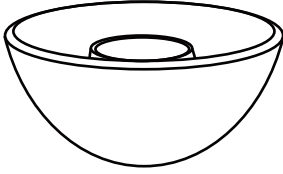
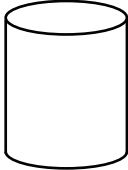
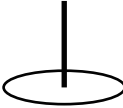

### Warning

**CONTENTS AND, FUMES ARE HARMFUL.** DO NOT SWALLOW. DO NOT GET IN EYES OR ON SKIN OR CLOTHING. DO NOT BREATHE FUMES. KEEP OUT OF REACH OF CHILDREN AND PETS. FOR OUTDOOR USE ONLY! USE ONLY IN WELL VENTILATED AREA. NEVER LEAVE A BURNING FIRE BOWL UNATTENDED. FAILURE TO FOLLOW WARNINGS AND INSTRUCTIONS MAY RESULT IN SERIOUS INJURY OR PROPERTY DAMAGE. DO NOT MIX WITH ANY OTHER PRODUCT OR CHEMICAL. USE ONLY WITH ETHANOL FUEL THAT IS DESIGNED FOR OUTDOOR FIRE BOWL. KEEP AWAY FROM FLAMES OR SPARKS. DO NOT USE IN WINDY CONDITIONS. DO NOT TIP FIRE BOWL AS FUEL CAN SPILL AND CAUSE FIRE OR SERIOUS INJURY. DO NOT USE CANISTER SEPARATELY WITHOUT FIRE BOWL BASE.

**FIRST AID TREATMENT** FOLLOW THE INSTRUCTIONS ON THE PURCHASED FUEL CONTAINER CAREFULLY. IF SWALLOWED, CALL A POISON CONTROL CENTER OR DOCTOR IMMEDIATELY. DO NOT INDUCE VOMITING. IF FUEL GETS IN EYES, OR ON SKIN, RINSE WELL WITH WATER FOR 15 MINUTES. IF FUEL GETS ON CLOTHES, REMOVE CLOTHES. IF FUMES ARE BREATHED IN MOVE PERSON TO FRESH AIR.

GET MEDICAL ATTENTION RIGHT AWAY! FOR ANY OF THE ABOVE.

## Parts List

Description	Picture	Qty .
A- Base		1
B- Ethonal Can		1
C- Fire extinguishing lid		1
D- Pad for the base		1

### ASSEMBLY:

1. Place the base (A) with pad (D) onto a firm level surface.
2. Insert the ethonal can (B) inside of the upper section (A).
3. Put the lid(C) in place
4. Follow "All Instructions for use" provided in this manual before using.

