








ASSEMBLY INSTRUCTION/ INSTRUCTIONS DE MONTAGE

Boston chair AC1033-1-KD

PARTS and Hardware PIÈCES ET MATÉRIEL						
ITEM/ ARTICLE	DESCRIPTION/LA DESCRIPTION	QTY/ QUANTITÉ	ITEM/ ARTICLE	DESCRIPTION/LA DESCRIPTION	QTY/ QUANTITÉ	
A	 Bolt/ Boulon	8	E	 Back Leg/ Jambe arrière	2	
B	 Flat Washer/	8	F	 Front Leg/ Jambe	2	
C	 Lock Washer/Ron delle Frein	8	G	 Chair/ Chaise	1	
D	 Allen Key/ Clé Allen	1				

