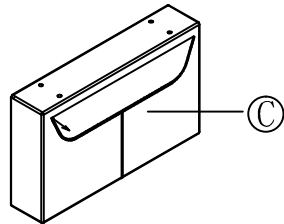


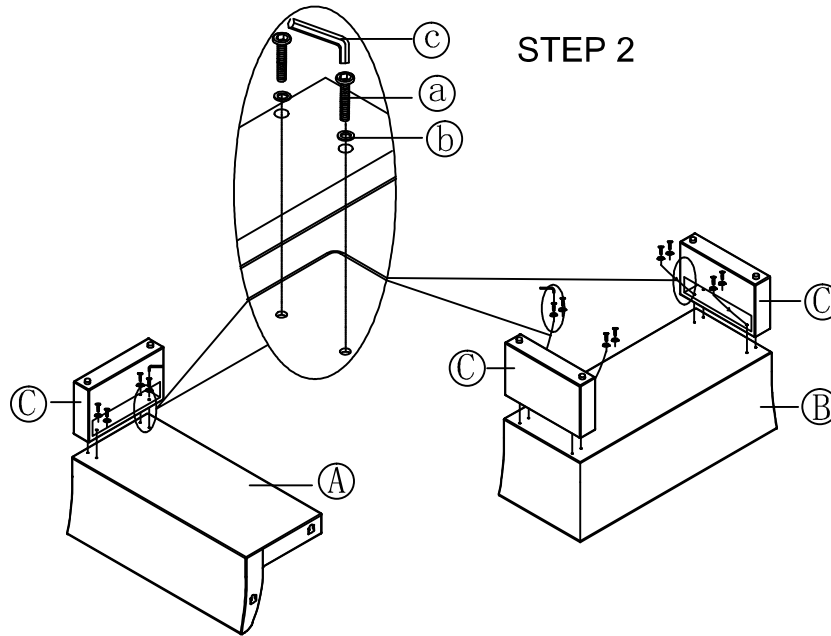
# Assembly Instruction

Thank you for purchasing this quality product. Be sure to check all packing material carefully for small parts that may have come loose inside the carton during shipment.

## STEP 1



## STEP 2



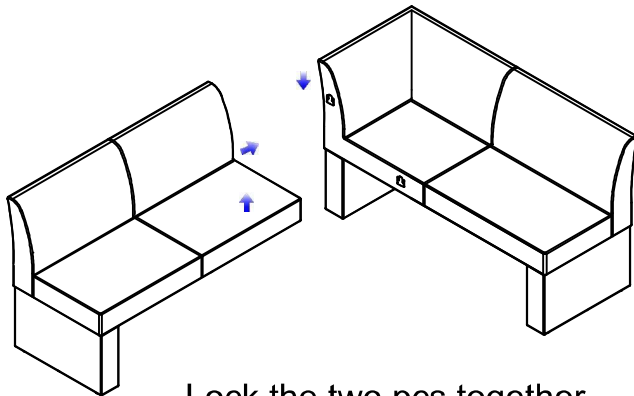
## PARTS LIST:

NO	DESCRIPTION	SKETCH	QTY
A	3 SEATER		1PC
B	CORNER		1PC
C	WOODEN LEG		3PC

## HARD WARE LIST:

NO	DESCRIPTION	SKETCH	QTY
a	SCREW	M8x50.8mm	12PC
b	WASHER	$\phi$ 22x1.2	12PC
C	ALLENS WRENCH	5#	1PC

## STEP 3



Lock the two pcs together.

## FINISHED

