

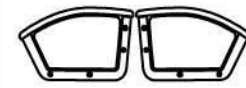
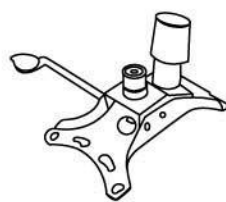
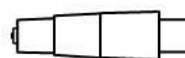

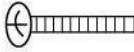

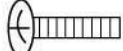

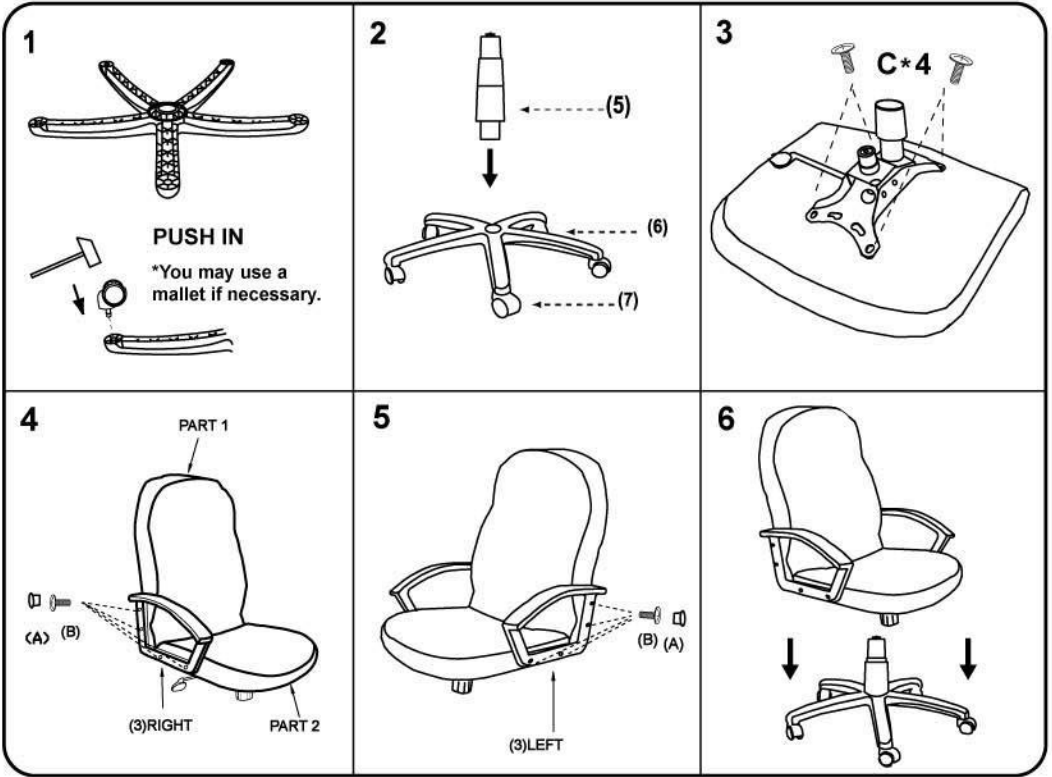


**Please unscrew all hardware from cushion before assembly.**  
**Por favor de destornillar todos los tornillos del cojín antes de ensamblar la silla.**

(1)x1	(2)x1	(3)x1 (L)x1 (R)
 Back	 Seat	 Right & Left Arm
(4)x 1	(5)x1	(6)x1
 Mechanism	 Gas Lift	 Base
(7)x 5	<p>(A)*8  <b>M6*18</b> ARM SCREW</p> <p>(B)*8  ARM CAP</p> <p>(C)*4  <b>M8*22</b> MECHANISM SCREW</p>	
 Casters		



**Insert and loosely tighten all screws. When assembly is completed, fully tighten all screws before using. This chair is only intended for sitting. Any other use will void the warranty.**

