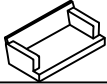
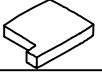
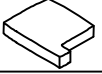









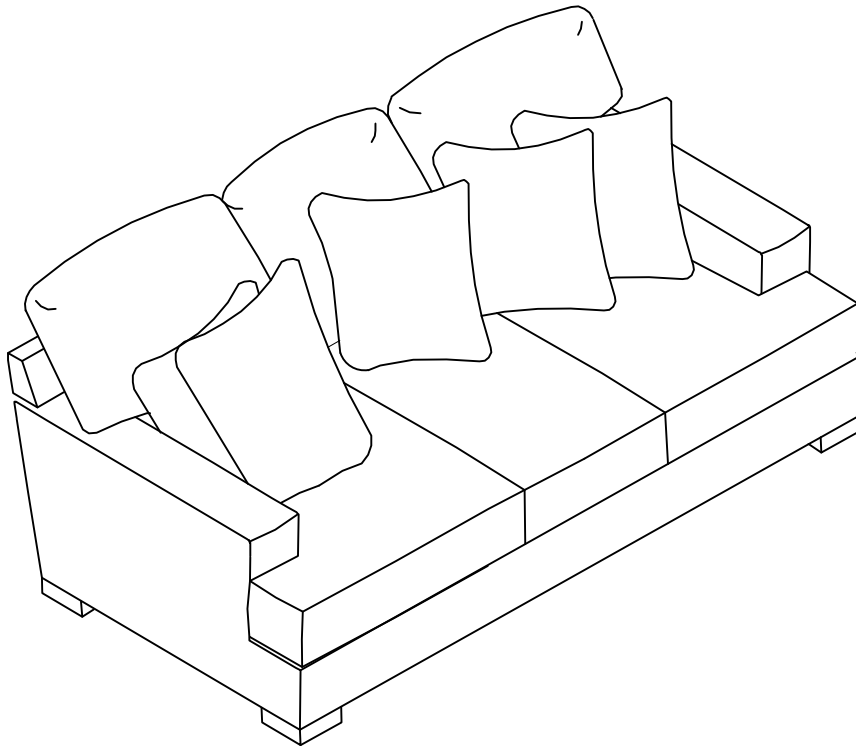
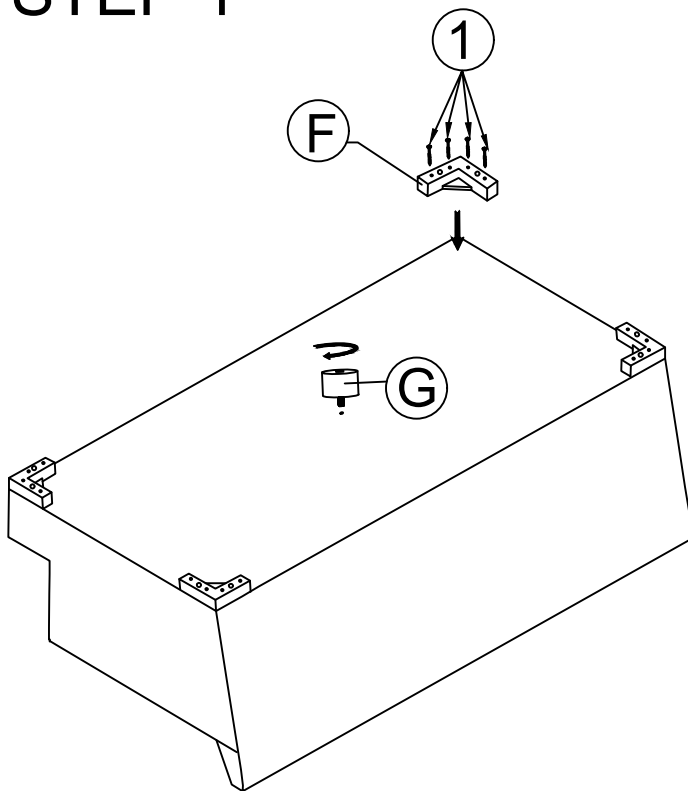


# Assembly Instruction Sofa

No	PART LIST		Q'TY
A	Sofa		1PC
B	Left Seat Cushion		1PC
C	Right Seat Cushion		1PC
D	Middle Seat Cushion		1PC
E	Pillow		5 PCS
F	Legs		4PCS
G	Support Leg		1PC
H	Left Back Cushion		1PC
I	Right Back Cushion		1PC
J	Middle Back Cushion		1PC
No	HARD WARE LIST		Q'TY
1	Screw	 M4*60mm	16 PCS
Philips head screwdriver require for assembly (not included)			



## STEP 1



1. Attach the Legs (F)&(G) with Sofa.

\* Thanks for choosing Furniture of America

## FINISH

