

# AIR & WHIRLPOOL BATHTUBS

## INSTALLATION OVERVIEW & CRITICAL NOTICES

### Product Certification & Compliance

*This product is certified to comply with key industry standards including UL 1795, ASME A112.19.7/CSA B45.10, CSA B45.5/IAPMO Z124, IPC, IRC, UPC, and the National Plumbing Code of Canada.*



### Essential Pre-Installation Warnings

- **Electrical Requirement:** It is mandatory to retain the services of a licensed electrician to install a dedicated 120V, 30 Amp circuit breaker for hardwired whirlpool tubs. The electrician must also verify that the existing wiring is rated for a 30 Amp load.
- **Liability Disclaimer:** Our company is not responsible for any product damage, malfunction, or property damage resulting from improper electrical installation.
- **Safety Hazard:** Failure to adhere to the installation instructions may result in severe personal injury or death. Strict observance of all guidelines is required for a safe installation.
- **Physical Handling:** A two-person lift is essential for moving and installing this product.
- **Professional Installation Requirement:** Installation must be performed exclusively by a fully insured and licensed plumber. Any installation performed by an unqualified individual will void the product's limited warranty.
- **Local Codes:** Compliance with all applicable local building and plumbing codes is the responsibility of the installer and homeowner; our company does not assume this responsibility.

### Key Installation & Operation Notes

- **Pre-Installation Check:** Inspect the bathtub for any shipping damage before proceeding with installation. The tub must be installed level on all top edges.
- **Electrical Safety:** The unit must be connected to a GFCI (Ground-Fault Circuit Interrupter) protected circuit. The GFCI should be tested regularly.
- **Post-Installation Gap:** For Air Bath and Whirlpool Tubs, do not apply silicone sealant to the installed bath. A 5-10mm (0.2" to 0.4") gap must be maintained around the base for adequate motor and pump ventilation.
- **Initial Test Run:** After installation and electrical connection, fill the tub with water to a level approximately 40mm (1.6") above the highest jet. Conduct a test run of the pump for 10-15 minutes, checking all fittings for leaks and verifying all control functions.

**Email (Preferred):** [Contactus56service@gmail.com](mailto:Contactus56service@gmail.com)

**Customer Service Phone:** [+1 515 333 0140](tel:+15153330140) or [+1 346 871 9428](tel:+13468719428)

(8:30 am - 5:30 pm UTC+8)



### Critical Wiring Warning (Hardwired Models):

- Connect only to a dedicated 120V, 30A circuit.
- The Black wire is the Hot wire. The White wire is the Neutral wire. Never connect the White wire to a hot terminal.
- Do not connect the unit to a 240V power source.
- Do not connect to an insufficient circuit (e.g., 5A, 10A, 15A, 20A, 25A).
- Incorrect wiring will instantly damage electrical components and void the warranty.

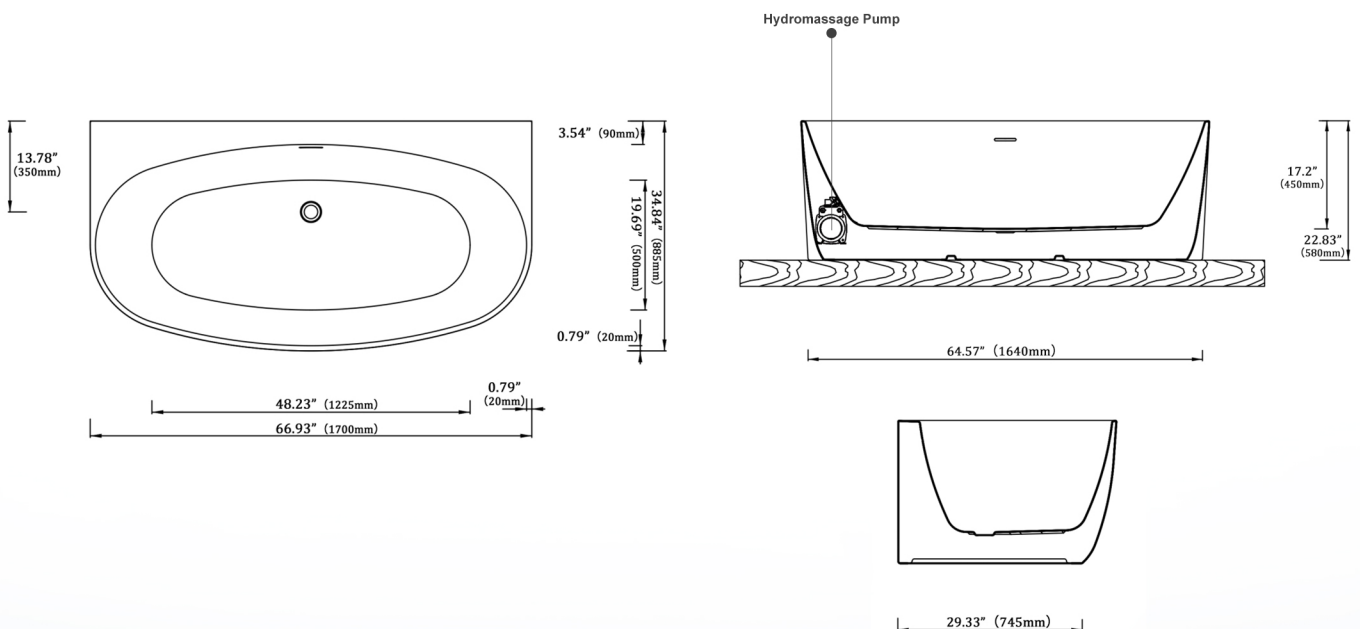
## LIMITED WARRANTY SUMMARY

Our company warrants its products against defects in materials and workmanship for specified periods, including a 1-year limited warranty on bathtubs, toilets, bidets, faucets, vanities, and related items. This warranty is non-transferable and applies only to products purchased and installed in the United States for residential use.

## WARRANTY EXCLUSIONS & LIMITATIONS

- Damage from accident, negligence, improper installation, abuse, or misuse.
- Damage from use of abrasive or chemical cleaners not recommended for the finish.
- Labor, removal, re-installation, or transportation costs.
- Incidental or consequential damages.
- Installation by anyone other than a fully insured, licensed contractor.










## PRODUCT DIMENSIONS





## IMPORTANT SAFETY RULES

### ATTENTION! ALWAYS FOLLOW THESE PRECAUTIONS WHEN USING A BATHTUB

-  **Warning** The bathtub must be installed and used as described in this manual
-  **Warning** Use caution when entering or exiting the bathtub
-  **Warning** Do not permit children or persons with infirmities to use the bathtub without supervision of an adult
-  **Warning** People using any medications or having adverse medical history must consult a physician prior to use of the bathtub to avoid potential hyperthermia and possible drowning
-  **Warning** Water temperature over 100°F may cause hyperthermia and/or other health problems. Check water temperature and adjust it for your personal comfort
-  **Warning** Never use bathtub while intoxicated, after taking meals or any alcoholic beverages. Consuming alcoholic beverages before or during bathing will cause drowsiness and may result in hyperthermia, loss of consciousness, or even drowning
-  **Warning** If you are pregnant or you feel that you are may be pregnant, consult your doctor before using the bathtub
-  **Warning** Never use any electrical devices such as hair dryer, lamp, telephone, tv, radio, or others within 5 feet of the bathtub
-  **Warning** Do not overfill the bathtub before enetering. Entering the bathtub when filled will cause overflow and slippery conditions. Use extreme caution when entering and exiting