

## NOTICE

---

- \* Please make sure that you have all parts indicated and they are in good condition before you begin assembly of this item. Refer to part list and hardware list below for guidance.
- \* This item should be assembled on a soft surface to prevent scratching the finish during assembly.
- \* This item may require periodic tightening.
- \* If you are having difficulty, our friendly Customer Care team is always here to help. Please email [customersupport@safavieh.com](mailto:customersupport@safavieh.com)

## PREPARATION

---

- \* Before beginning assembly of product, make sure all parts are present. Compare parts with part contents list and hardware contents list.
- \* If any part is missing or damaged, do not attempt to assemble the product.
- \* Estimated Assembly Time: 45 minutes.
- \* Tools Required for Assembly (included): Allen Key, Spanner; (Not included): Phillips Screwdriver.

## CARE AND MAINTENANCE

---

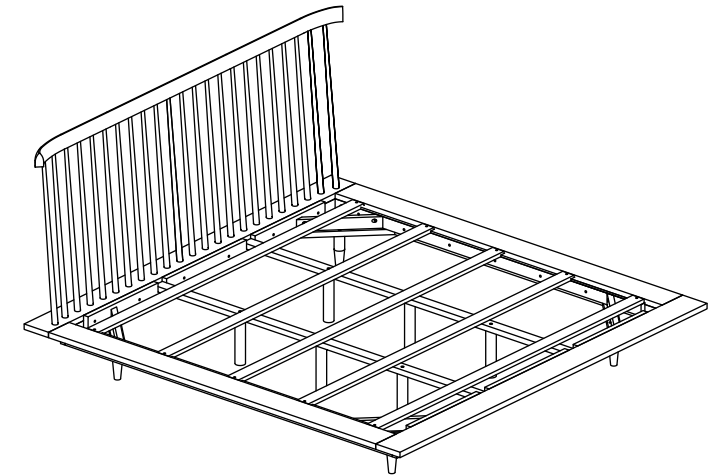
- \* Spot clean using a mild water-free solvent. Only a professional cleaner should undertake a complete overall cleaning.
- \* The use of steam or water-based cleaners may cause excessive shrinking or staining.

# SAFAVIEH

## C O U T U R E

Item ID: SFV4111-K

Product Dimensions: 88 7/9"W x 91 1/6"D x 47 1/4"H



### **⚠ WARNING ⚠**

Weight capacity: 800lbs

Warning: DO NOT STAND ON BED

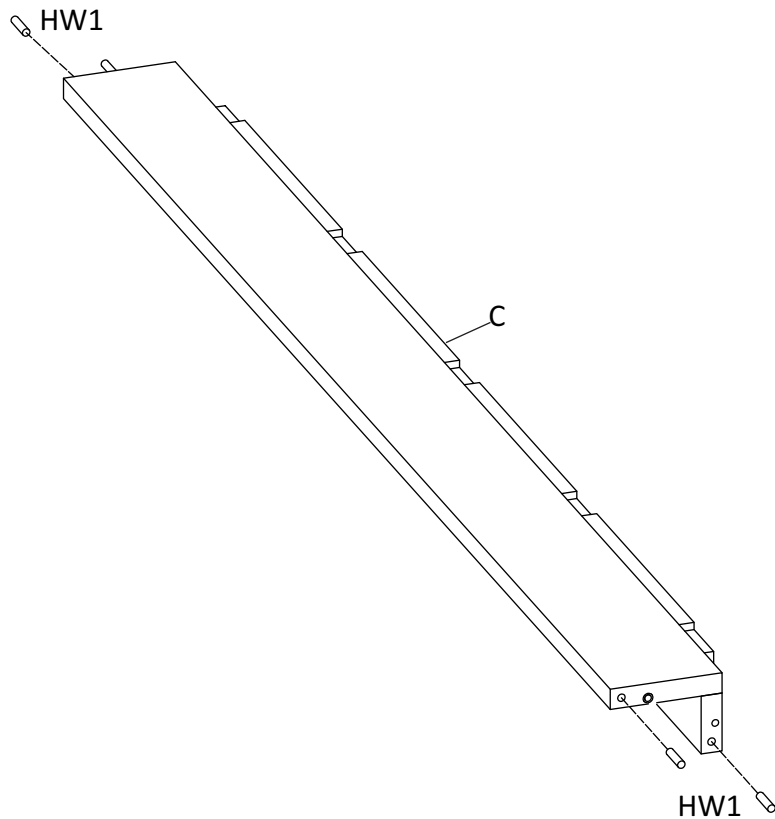
Warning: DO NOT OVER TORQUE BOLTS

## Part List and Hardware List

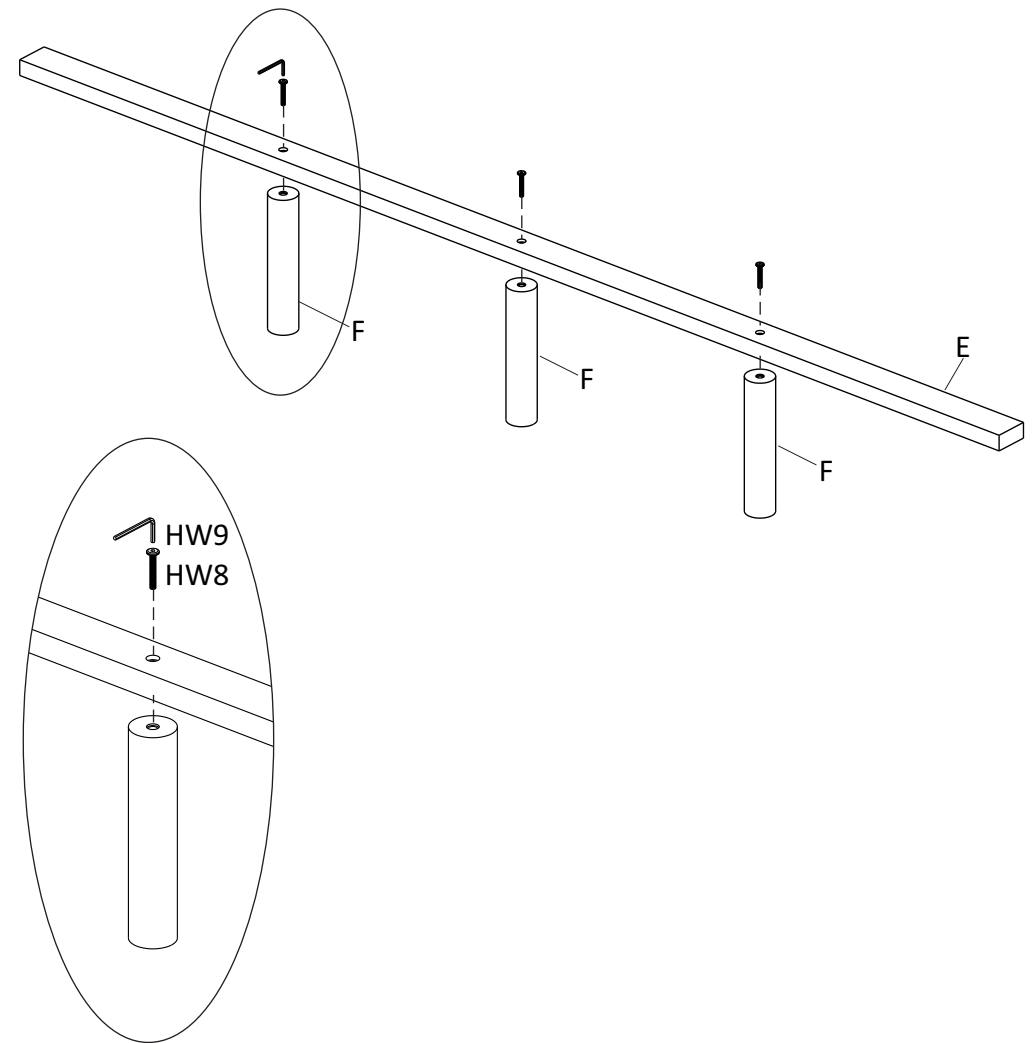
PIECE	DESCRIPTION	QUANTITY	CARTON CALL	PIECE	DESCRIPTION	QUANTITY	CARTON CALL
A	HEADBOARD	1X	1 of 2	HW1	Wooden dowel Ø10mm	8X	1 of 2
B	FOOTBOARD	1X	2 of 2	HW2	Metal thread 8x0.5x70mm	8X	1 of 2
C	SIDE RAILS	2X	2 of 2	HW3	Semicircle washer 7x15x30mm	8X	1 of 2
D	LEGS	4X	1 of 2	HW4	Spring washer 8mm	8X	1 of 2
E	CENTRE SUPPORT RAIL	2X	2 of 2	HW5	Nut 8mm	8X	1 of 2
F	CENTRER LEGS	6X	2 of 2	HW6	Spanner	1X	1 of 2
G	SLATS	5X	2 of 2	HW7	Screw 4x0.5x30mm	10X	1 of 2
				HW8	Cross bolt 6x0.5x40mm	30X	1 of 2
				HW9	Allen key	1X	1 of 2

# PREPARATION

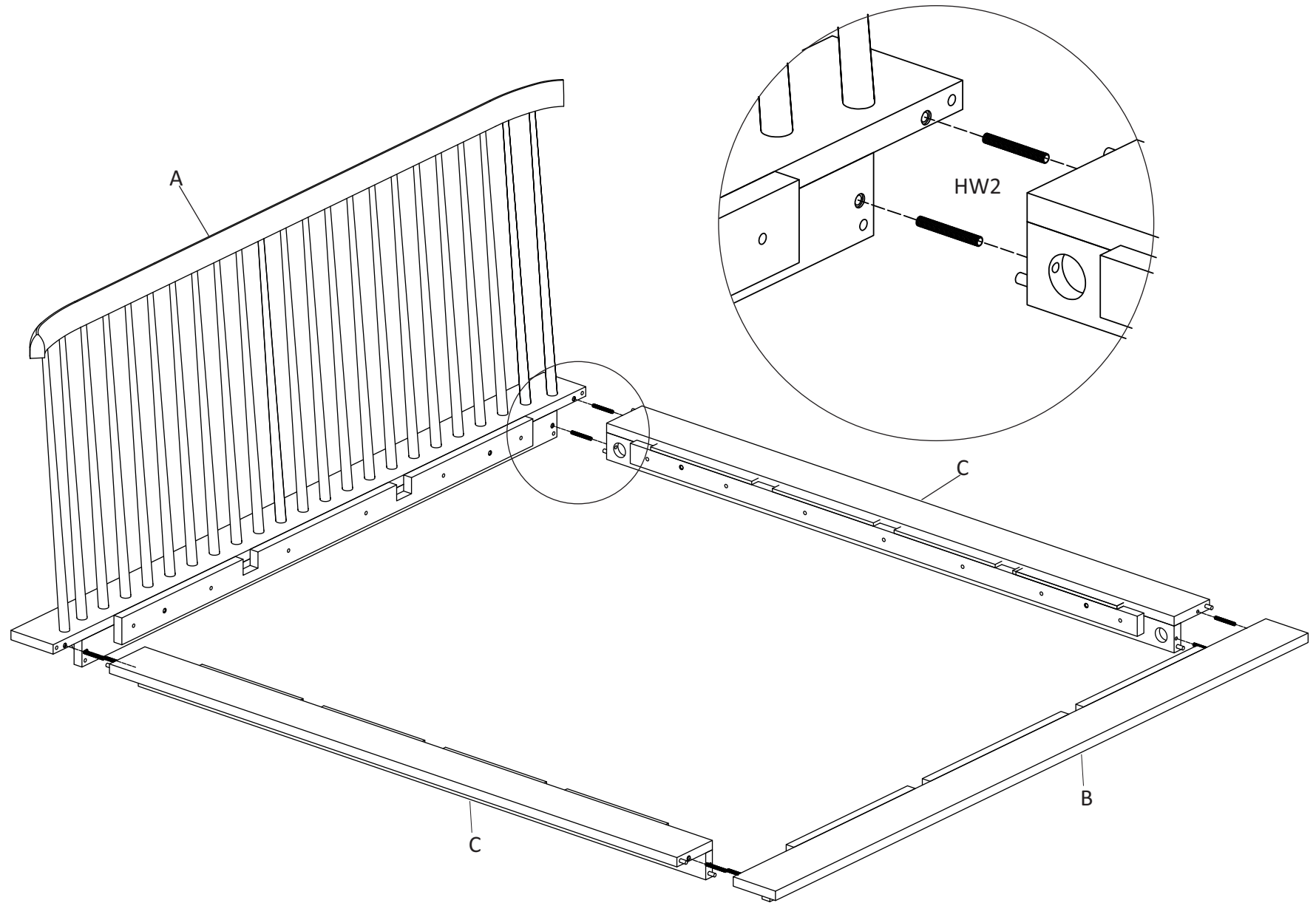
- \* Before beginning assembly of product, make sure all parts are present. Compare parts with part contents list and hardware contents list.
- \* If any part is missing or damaged, do not attempt to assemble the product.
- \* Estimated Assembly Time: 45 minutes.
- \* Tools Required for Assembly (included): Allen Key, Spanner; (Not included): Phillips Screwdriver.
- \* If you are having difficulty, our friendly Customer Care team is always here to help. Please email [customersupport@safavieh.com](mailto:customersupport@safavieh.com)



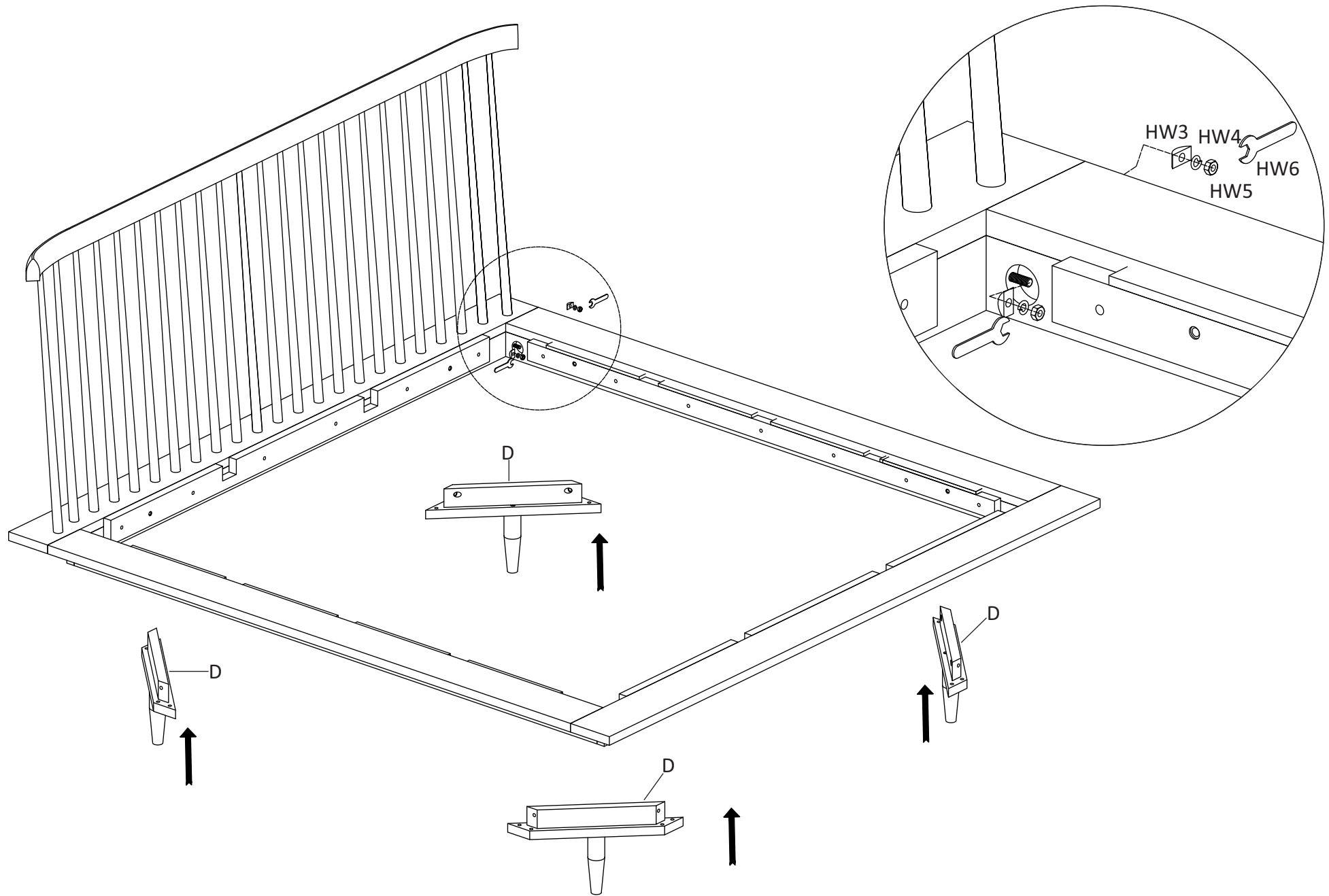
STEP 1: Assemble wooden dowel (HW1) in the side rails (C)



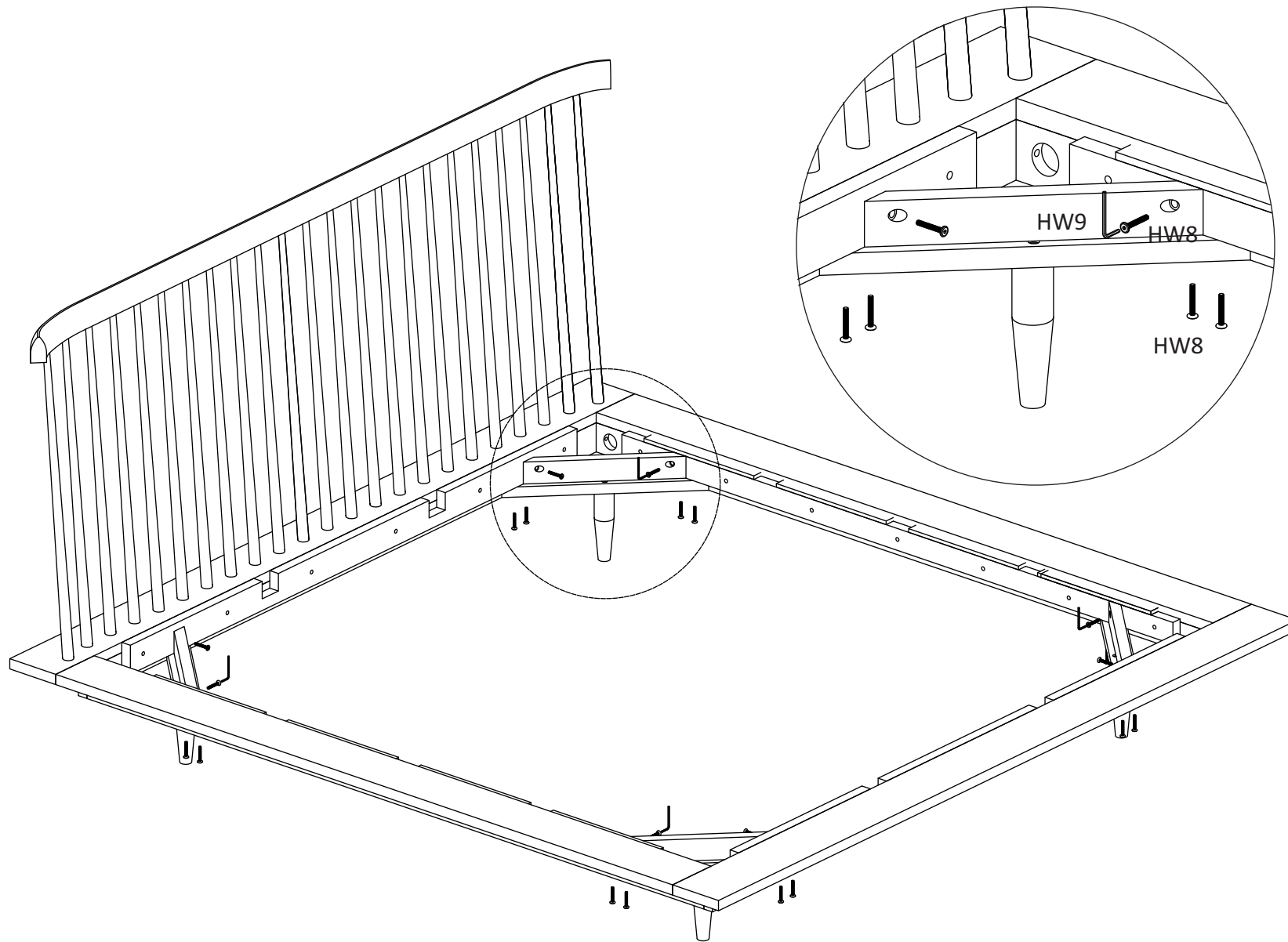
STEP 2: Attach centre support rail (F) and centre legs (G) by cross bolt (HW8) as shown.



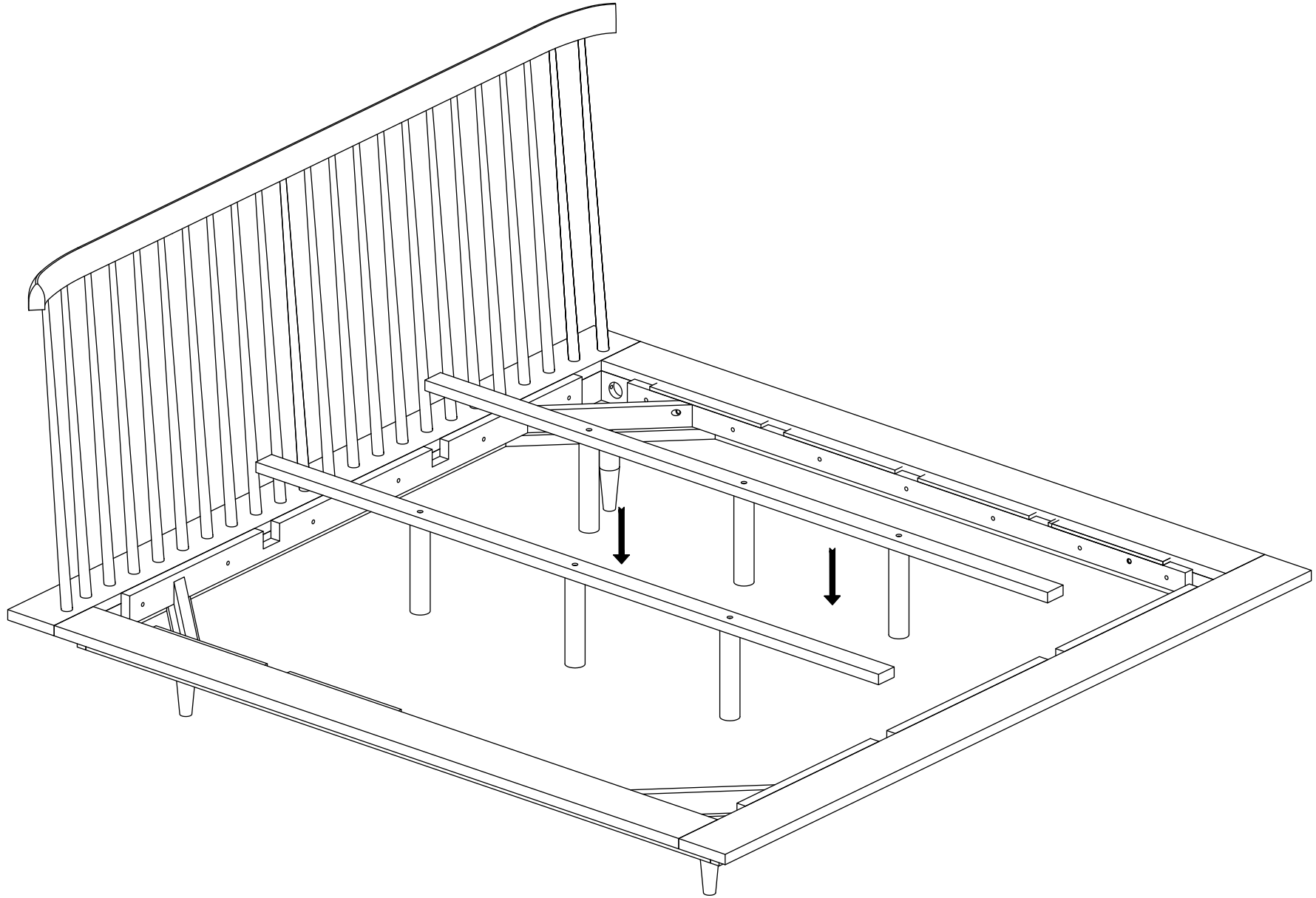
STEP 3: Assemble Side rail (C) to the footboard (B) and headboard (A) using Metal thread (HW2)



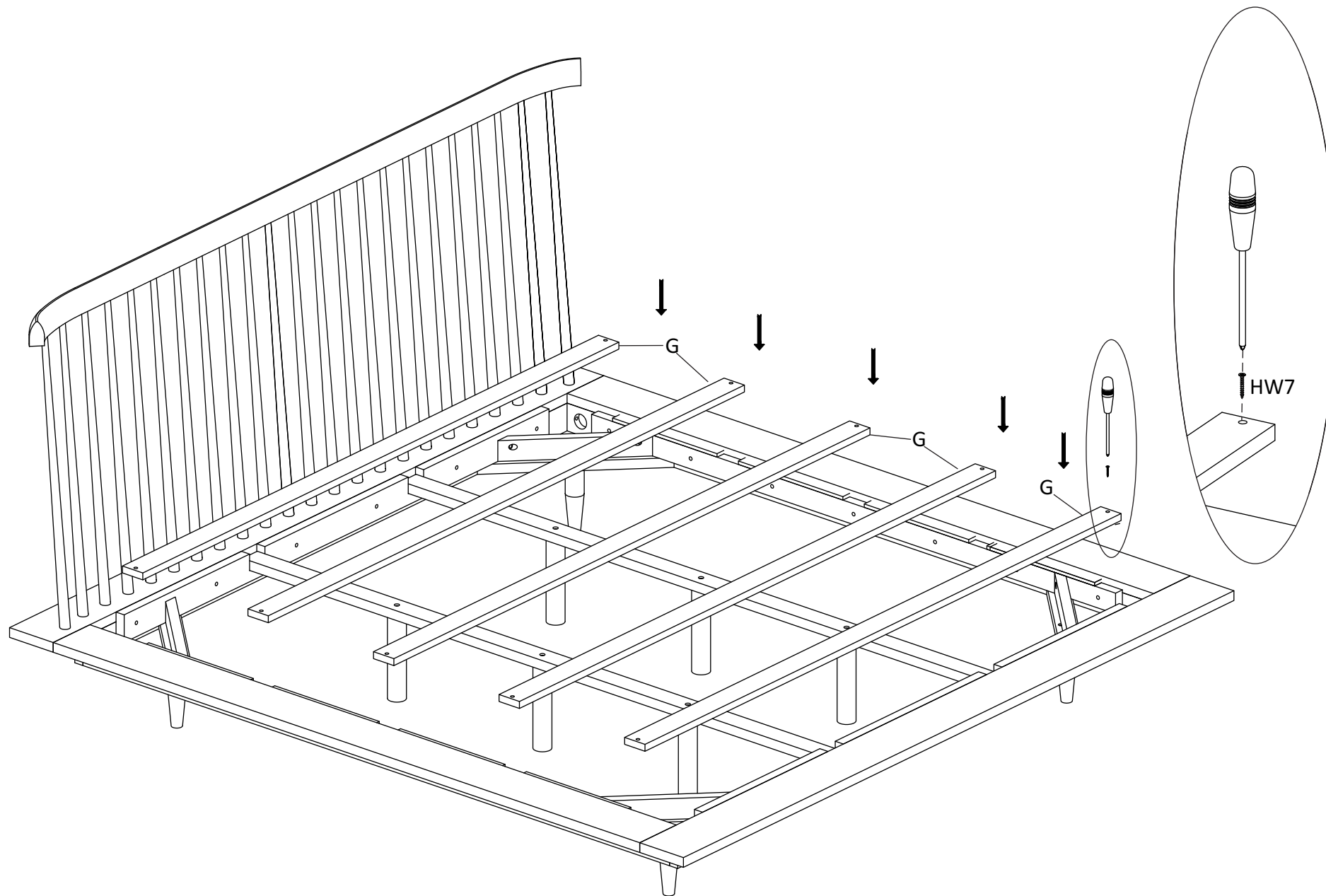
STEP 4: Assemble Semicircle washer (HW3), spring washer (HW4) and nut (HW5) in the structure in Step 3. Attach the structure in Step3 to the legs (D) as show.



STEP 5: Assemble Cross bolt (HW8) in the structure in Step 4 as shown.



STEP 6: Attach the structure in Step 2 to the structure in Step 5 as show.



STEP 7: Insert the slats into the side, central rail and secure using screw (HW7).